



Mitra  
Keluarga



KEMENTERIAN  
KESEHATAN  
REPUBLIK  
INDONESIA



I.L.DIKTI 3



THE UNIVERSITY OF  
SYDNEY



Chula  
Chulalongkorn University



臺北醫學大學  
TAIPEI MEDICAL UNIVERSITY




bkkbn



# PROCEEDINGS

## The 1st International Allied Health Student Conference (IAHSC) 2021

**“The Role of Civitas Academica through Research and  
Community Engagement Results in the Enhancement of  
Multi-disciplinary Collaboration on Global Health  
Science”**



**Indonesia, September 14-15 2021**



[www.stikesmitrakeluarga.ac.id](http://www.stikesmitrakeluarga.ac.id)



[info@stikesmitrakeluarga.ac.id](mailto:info@stikesmitrakeluarga.ac.id)



**STIKes Mitra Keluarga**



**+62 858-1362-5143**

Mitra Press

## PROCEEDINGS

# THE 1<sup>st</sup> INTERNATIONAL ALLIED HEALTH STUDENT CONFERENCE 2021 'THE ROLE OF CIVITAS ACADEMICA THROUGH RESEARCH AND COMMUNITY ENGAGEMENT RESULTS IN THE ENHANCEMENT OF MULTIDISCIPLINARY COLLABORATION ON GLOBAL HEALTH SCIENCE'

SEPTEMBER 14-15, 2021

BEKASI, INDONESIA

**ISBN** : 978-623-98083-0-3  
**Editor** : Anung Ahadi Pradana  
**Layouter** : Anung Ahadi Pradana  
**Design Cover** : Anung Ahadi Pradana

**Publisher** :

**MITRA PRESS**

Jl. Pengasinan Raya No.1

Rawa Semut-Margahayu, Bekasi Timur, Bekasi, Jawa Barat 17113

Phone: (021)88345997, Email: [publishing@stikesmitrakeluarga.ac.id](mailto:publishing@stikesmitrakeluarga.ac.id)

First Publication, September 2021

Copyright@2021 by STIKes Mitra Keluarga.

All rights reserved. No part of this publication maybe reproduced or utilized in any form or by any means, electronic or mechanical, including photocopying, recording or by any information storage and retrieval system, without permission in writing from the publisher.

The 1st International Allied Health Student Conference (IAHSC) 2021  
Indonesia, September 14-15 2021

## TABLE OF CONTENT

Proceedings.....	I
Table of Content .....	II
Welcome Message .....	VII
The Boards.....	X
The Speakers.....	XII
About Organizer.....	XIII
Conference Program.....	XIX
List of Abstract .....	1

### NURSING

The Effectiveness of Hypnosis in Nursing Implementation.....	3
Improving Public Awareness on Peritoneal Dialysis Through Public Health Nurses in Aceh: a Document Review .....	4
Analysis of the Physical Home Environment and Community Behavior Towards Incidence of Dengue Hemorrhagic Fever in Riau Province.....	5
Students' Knowledge of COVID-19 Positive Postpartum Mothers' Care.....	6
The Effectiveness of Autogenic Relaxation on Patient's Anxiety .....	7
Factors Affecting Family Knowledge on Hypertension Disease: A Narrative Review.....	8
Giving Commitment Acceptance Therapy and Family Psychoeducation in Caring for Clients with Ineffective Health Care Using Watson Theory Approach.....	9
The Effect of Bay Leaf ( <i>Syzygium Polyanthum</i> ) in Reducing Uric Acid Levels .....	10
The Factors that Affect of Sleep Quality for Nursing Students Bachelor of Nursing at the Faculty of Nursing Science Muhammadiyah University Jakarta in 2021 .....	11
The Effect of Group Education Using Online Media on Self Care for Obese Among Students in Faculty of Nursing Muhammadiyah Jakarta 2021 .....	12
The Determinant of the Incident of Hypertension in Balekambang Health Center, Bendungan Village, Jonggol Sub-District in the Year 2021 .....	13
The Effectiveness of Oral Sucrose on Pain During Invasive Procedures in Premature Infants: Scoping Review .....	14
Risk of Post-Stroke Pneumonia During Hospitalization.....	15
Use of Mobile-App for Older People with Chronic Diseases to Cope with the COVID-19 Pandemic .....	16

Prevention of COVID-19 Transmission in Islamic Boarding Schools (Pesantren): Literature Review.....	17
Relation Between Physical Activity and Blood Pressure in Patients with Hypertension ...	18
Can Zinc Consumption Reduce Dysgeusia Symptoms in COVID-19 Patients?: A Narrative Review .....	19
Mental Health Nursing Practice In Supporting The Task Of Indonesian National Army : Literature Review.....	20
Pronational Position of Oxygen Saturation And Pulse Frequency In Low Birth Weight Babies.....	21
Nursing Care for the Patient Mrs.Y with Ischemic Stroke with Complicated Factors Hypokalemia in the Cempaka Room of West Bekasi Private Hospital During the COVID-19 Pandemic .....	22
Family Support of Youth with Thalassemia.....	23
The Effect of Social Support on Perinatal Depression: Literature Review.....	24
Nursing Sectio Care Indication with Heavy-Severe Pre-Eclampsia.....	25
The Relationship Between Chemotherapy and Psychological Problems in Breast Cancer Patients .....	36
Relationship of Knowledge and Attitude of Mothers with Exclusive Breastfeeding Practices in District Tulang Bawang Barat 2021.....	27

## MEDICAL LABORATORY TECHNOLOGY

Antibacterial Activity of Ketapang ( <i>Terminalia catappa</i> L.) Leaves Extract Against Pathogenic Bacteria <i>Edwardsiella tarda</i> Isolated from Catfish ( <i>Clarias batrachus</i> ).....	29
Examination of Alcohol Levels in Alcohol Drinkers Using the Alcohol Saliva Strip Test.....	30
Overview of Lactic Acid Levels in Coronavirus Disease (COVID-19) Patients at One of the Private Hospitals in Bintaro South Tangerang .....	31
The Illustration Grow of Contaminant Fungi at White Bread Based on Temperature and Humidity .....	32
Identification of Formalin in Unbranded Wet Noodles at Traditional Markets of Tambun Selatan Using Test Kit Methods and UV-VIS Spectrophotometry .....	33
Overview of Bacterial Cause Urinary Tract Infections and Resistance Antibiotics at Hospital in Depok .....	34



Comparison Between <i>Musca sp.</i> And <i>Chrysomya sp.</i> as Carriers of Pathogenic Parasites in TPA Bantar Gebang, Indonesia.....	35
Profile of Bacteria That Cause Urinary Tract Infection (UTI) and Patterns of Antibiotic Resistance in 2019-2021 at North Jakarta Private Hospital.....	36
Potential Test of <i>Momordica charantia</i> Extract as Larvicidal Against <i>Culex sp</i> Larvae ...	37
Description of Routine Hematological Tests and NS1 Antigen in Dengue Fever Patients in Depok Private Hospitals.....	38

## PHARMACY

Formulation and Evaluation of Gel Mask Peel of Black Glutinous Rice ( <i>Oryza sativa</i> Var Glutinosa) Extract and Green Tea ( <i>Camelia sinensis</i> ) Extract .....	40
Determination of Flavanoid Levels in Ethyl Acetate Extract of Lime Peel ( <i>Citrus X aurantiifolia</i> (Christm.) Swingle) .....	41
Analysis of Caffeine Levels in Arabica Decaffeination Coffee ( <i>Coffea arabica</i> L.) and Robusta ( <i>Coffea canephora</i> ) Sold on Marketplace Using UV-VIS Spectrophotometry Method .....	42
Appropriate Use of Antidiabetic Drugs Evaluation in Type II Diabetes Mellitus Patients at Installation of a Private Hospital in East Bekasi Region in 2020 .....	43
Appropriate Use of Oral Antihypertensive Drugs Evaluation in Nondialysis Chronic Kidney Disease Patient of Private Hospital in East Bekasi 2018-2020 .....	44
Oral Antidiabetic Usage Evaluation in Type 2 Diabetes Mellitus in Patients of Hospital X at East Bekasi Region Using Observational Description Method in 2019 – 2020.....	45
Analysis of Outpatient Satisfaction with Pharmaceutical Services at a Private Hospital Pharmacy Installation in East Bekasi.....	56
Synergism Test of Dates ( <i>Phoenix dactylifera</i> L.) and Raw Tempeh on Antioxidant Activity .....	57
The Potency of Binahong Leaves Ethanolic Extract ( <i>Anredera cordifolia</i> ) as Inhibitor of <i>Staphylococcus aureus</i> .....	48

## NUTRITION

Yoghurt Drinks Formulation with the Extract of Avocado Seeds ( <i>Persea americana</i> Mill) as a Functional Drink Source of Antioxidants .....	50
-------------------------------------------------------------------------------------------------------------------------------------------------	----

The Relationship Between the Application of the Gluten Free Casein Free Diet and the Physical Activity of Children with Autism Spectrum Disorder .....	51
Dekazi Games as Interactive Nutrition Education Media for School-Age Children in Era 4.0 .....	52
Knowledge on Soft Drinks, Mass Media and the Peers Role and Its Relationship with the Habitual Consumption of Soft Drinks Among High School Students in Bekasi.....	53
Relationship Between Knowledge on Soft Drinks and Consumption of Iron Source-Containing Foods with Learning Achievement of School Going Adolescent Girl in Bekasi .....	54
The Correlation Between Fat Intake and Stress Level Toward Menstrual Cycle on Female Students at SMAN 107 Jakarta.....	55
The Relationship Between Stress Levels and the Risk of Eating Disorders with Eating Behavior Among Adolescents at SMA Islam PB Soedirman Bekasi During the COVID-19 Pandemic .....	56
Effect of Oral Nutrition Supplement Containing Tapioca Resistant Maltodextrin on Satiety, Hunger and Appetite in Healthy Adult .....	57
Relationship Between Knowledge, Nutritional Adequacy Level, Tea Drinking Habits and Nutritional Status with Anemia Among Adolescent Gilrs in SMK Pramata Mulya Karawang.....	58
Sensory Evaluation of High-Protein Oral Nutritional Supplement from Egg Albumin Based .....	59
The Promised Benefits of Nutriquiz Via Instagram for Improving Nutrition Knowledge Among Teenagers .....	60
Interactive Nutrition Education Using "Kuliah Whatsapp (Kulwap)" for Adolescent During Pandemic .....	61



# Mitra Keluarga

life.love.laughter.



Save and  
Secure

2021

Come  
and  
Join  
our  
Team

life.love.  
laughter

*Mitra Keluarga has successfully built a hospital network that is trusted by Indonesian families today. After more than thirty-two years of serving Indonesian families, we have dealt with the dynamics of providing healthcare services that challenge us to continuously improve ourselves. We believe, our commitment to 'touch' and bring a life 'family' in Mitra Keluarga, made us beyond just a hospital.*

**If you want to contribute & provide the best healthcare service,  
Mitra Keluarga may be for you!**

#### Center of Excellences

- Oncology Center (Oncology Surgery & Chemotherapy Center) • Brain & Spine Center
- Breast Clinic • Diabetes & Thyroid Center • Endoscopy Center • Fertility Reproductive Clinic
- Macro & Micro Surgery • Heart & Vascular Center • Kid's Foot Clinic • Minimal Invasive Surgery
- Neurosurgery • Orthopedic Center • Pain Clinic • Aesthetic Plastic Surgery
- Mother & Child Surgery • Rehab Center • Sleep Disorder Clinic • Slim & Health Sport Therapy
- Urology Center • Vascular Center

#### Key Medical Procedures

- Laser Surgery • Allergy • Immunology • Breast Surgery • Interventional Cardiovascular
- Cardiovascular • Thoracic Surgery • Digestive Surgery • Endocrine Metabolic Disorders
- Gastroenterology & Hepatology • Geriatrics • Hemato & Oncology • Interventional Radiology
- Kidney & Hypertension • Neurosurgery • Oncology Surgery • Orthopedics & Traumatology
- Pediatric Surgery • Plastic Surgery • Tropical Infectious • Disease • Urology • Vascular Surgery

#### 24/7 Services

- ER & Ambulance • Cardiac catheterization (Primary PCI) • Pathology Laboratory • Pharmacy
- Diagnostic Imaging (Bone Densitometry, Mammography, MRI, MSCT Scan, Dental Panoramic)

#### Special Care Unit

- ICU • ICCU • PICU • NICU • IMC • Perinatology • Haemodialysis • etc

Bekasi | Bekasi Timur | Bintaro | Cibinong | Cibubur | Cikarang | Depok | Gading Serpong  
Kalideres | Kelapa Gading | Kemayoran | Kenjeran | Jatiasih | Pondok Tjandra | Surabaya | Tegal | Waru



[www.mitrakeluarga.com](http://www.mitrakeluarga.com)



0822 1000 8080




Mitra Keluarga





## Welcome Message from the Organising Chair



Greetings to all, on behalf of the organizing committee, I am delighted to welcome you to the 1<sup>st</sup> International Allied Health Student Conference (IAHSC) 2021 from September 14-15 2021. I hope you will enjoy our two days of virtual experiences on the theme “The Role of Civitas Academica through Research and Community Engagement Results in the Enhancement of Multidisciplinary Collaboration on Global Health Sciences”.

In the past decade, Indonesian Higher Education has become a center for the development of science and technology. As written in Indonesian Law no.12 of 2012 about Higher Education that higher education has an academic responsibility to the community through the implementation of the Tri Darma of Higher Education which includes education, research, and community engagement. Higher Education need to pay attention to the quality of the implementation of the Tri Darma that is carried out by the academic communities of each university. The academic community as a scientist is tasked with developing a branch of science and/or technology through scientific research and disseminating it. As individuals or groups, the academic community is obliged to write articles/ textbooks published by universities and/or scientific publications as a source of learning, for the development of academic culture and writing activities for other academicians and members of society.

The lack of a forum that can accommodate the various ideas of the academic community in the form of research results and community engagement results is one of the reasons for the not optimal scientific output produced by students. Based on this, the team of the Center for Research & Community Engagement (P3M) STIKes Mitra Keluarga aims to organize the 1st international Allied Health Student Conference (IAHSC) which can accommodate the results of scientific results from the health academics in particular.

As the organizing chair, I humbly acknowledge the dedication and commitment of many people who have worked together in making this event a success. Most of all, I appreciate the participants and our distinguished speakers for enriching this conference with your presence. Thank you very much.

Best Wishes,

Ns.Anung Ahadi Pradana, M.Kep., Sp.Kep.Kom.

Organizing Chairperson The 1<sup>st</sup> IAHSC 2021

**The 1st International Allied Health Student Conference (IAHSC) 2021  
Indonesia, September 14-15 2021**



## Welcome Message from the Head of Center of Research & Community Engagement

Dear Colleagues,

On behalf of Center of Research and Community Engagement STIKes Mitra Keluarga, it is our great pleasure to welcome you to the 1<sup>st</sup> International Allied Health Students Conference (IAHSC) 2021 that will be held in virtual meeting from 14-15 September 2021. The aims of this conference are to delivery output of scientific research from student researcher and lecturer in the field of health.



Nowadays the coronavirus pandemic has caused many problems in the world especially in health problem, economi, etc. All over the world we are seeing the devastating impact of the invisible killer. Unfortunately technology can help lecture, student and researcher sharing knowledge from virtual. The sharing of knowledge is just as important as receiving it because without sharing knowledge has no value. In this Occasion we like to say thank you for the presenter who have submitted their article and for the participant who join in this conference. We also like to say thanks to keynote speaker and speaker. In this conference there are four areas of health will be present : nutrition, phamacist, nursing and technology laboratory of medic. There will be many result of research that can be listened and watched in this event which will certainly add our knowledge and insight.

It is an honor to our colleagues that has been able to join this event, we are hope this event can give information that useful for the public and this annual can trigger collaboration between higher education institution, especially in the field of research.

We welcome all of you to this meeting where you can share knowledge, friendship and leave an unforgettable memory in your life.

Kind Regards,

Afrinia Eka Sari, S.TP., M.Si.

Head of Center of Research and Community Engagement STIKes Mitra Keluarga

The 1st International Allied Health Student Conference (IAHSC) 2021  
Indonesia, September 14-15 2021

### Welcome Message from the Head of STIKes Mitra Keluarga



It is my great pleasure to welcome you to the 1<sup>st</sup> International Allied Health Student Conference. In these unprecedented times, nothing is more important to us than the health and safety of our members, families and the communities we serve. While we regret that the COVID-19 pandemic prevent us from holding the conference in Bekasi, Indonesia, we are excited about the opportunities of holding an innovative virtual conference. For our first conference, holding it virtually will

be a great opportunity for us to explore **‘The Role of Civitas Academica through Research and Community Engagement Results in the Enhancement of Multidisciplinary Collaboration on Global Health Science’** as well as using digital and social media during pandemic to reach a wide audience across the world.

I believe this conference will be continuously serves as a meeting platform for researchers, academicians, health practitioners and students from around the world. I also credit this conference to be one of the media to discuss and share current topics in scientific development, especially in the area of Nursing Science, Nutrition Science, Medical Laboratory Technology and Pharmaceutical science. It presents a remarkable opportunity to exchange knowledge in many aspects and to create and renew a global network of colleagues. Our committees are already at work to find ways to create an exceptional virtual experience like no other through this challenging period.

Furthermore, I would also like to thank all the authors, keynote speakers and panellists for making great effort of sharing innovative minds and research results, and to all the participants, academic and industry communities.

Last but not least, I would like to express many sincere and special thanks to the IAHSC 2021 Organizing Committee for their devotion, vision, courage, passion and constant effort to make this conference a success.

We are looking forward to warmly welcome you to the IAHSC 2021 Conference.

Best Regards,

Dr. Susi Hartati, S.Kp., M.Kep., Sp.Kep.An.

Head of STIKes Mitra Keluarga

The 1st International Allied Health Student Conference (IAHSC) 2021  
Indonesia, September 14-15 2021

## THE BOARDS

### Advisory Board

- 1) Head of STIKes Mitra Keluarga, Dr. Susi Hartati, S.Kp., M.Kep., Sp.Kep.An.
- 2) Senate of STIKes Mitra Keluarga, Prof. Dr. Suyatno, M.Pd.

### Steering Committee

- 1) R.Yeni Mauliawati, M.Kep.
- 2) drg. Elizabeth Setyodewi, M.M.
- 3) Ns. Lisbeth Pardede, M.Kep.
- 4) Ns. Lina Herida Pinem, M.Kep.
- 5) Afrinia Ekasari, S.TP., M.Si.

### Organizing Committee

- A. Chairperson : Ns.Anung Ahadi Pradana, M.Kep., Sp.Kep.Kom.  
B. Secretary : Elfira Maya Sari, S.Si., M.Si.  
C. Finance : Sri Pangestuti

### D. Program Committee

- 1) Ns.Rohayati, M.Kep.,Sp.Kep.Kom.
- 2) apt.Melania Perwitasari, M.Sc.
- 3) Siti Nurfajriah, S.Pd., M.Si.
- 4) Arindah Nur Sartika, S.Gz., M.Gizi.

### E. Scientific Committee

- 1) Ns. Anung Ahadi Pradana, M.Kep., Sp.Kep.Kom.
- 2) Afrinia Ekasari, S.TP., M.Si.
- 3) Reza Anindita, S.Si., M.Si.
- 4) Elfira Maya Sari, S.Si., M.Si.
- 5) Noor Andryan Ilsan, M.Si., Ph.D.
- 6) apt. Maya Uzia Beandrade, M.Sc.
- 7) Guntari Prasetya, S.Gz., M.Sc.



#### **F. Publication & Logistics Committee**

- 1) **Ns. Edita Astuti Pandjaitan, M.Kep.**
- 2) **apt.Dede Dwi Nathalia, M.Farm.**
- 3) **Finondang Oktovianus, S.Kom.**

#### **G. Student Committee**

- 1) **Marsheila S. Lazuardiyan (Medical Laboratory Diploma Program)**
- 2) **Laurentine Stefanny Arfenda (Nutrition Bachelor Program)**
- 3) **Sinta Nuriyah Awaliah (Pharmacy Bachelor Program)**
- 4) **Shafiah Dhanisa Minati (Nutrition Bachelor Program)**
- 5) **Sofia Maharani (Medical Laboratory Diploma Program)**
- 6) **Claudia Vida (Nutrition Bachelor Program)**
- 7) **Destiya Ramadhanti (Nursing Bachelor Program)**
- 8) **Reyna Mayang (Nutrition Bachelor Program)**
- 9) **Mia Zulfa Safitri (Nursing Bachelor Program)**

## THE SPEAKERS



**Dr. Sugiyanto, S.Pd., M.App.Sc.**  
(Head of Center of HRH Education, Indonesian Ministry of Health)



**Prof. Dr. Agus Setyo Budi, M.Sc.**  
(Head of the Agency for Higher Education Services of Region III Jakarta)



**Prof. Datuk Dr. Hjh. Bibi Florina**  
(Lincoln University College Malaysia)



**Associate Prof. Jungshan Chang Ph.D**  
(Taipei Medical University, Taiwan)



**Prof. Jan-Willem Alffenaar, PhD, PharmD**  
(The University of Sydney)



**Assistant Prof. Dr. Suwimol Sapwarobol, RDN**  
(Chulalongkorn University, Thailand)



**Prof. drh. M Rizal. M. Damanik, MRep.Sc, Ph.D**  
(IPB University, Deputy for Training, Research and Development BKKBN)



**Prof. Dr. apt. Zullies Ikawati**  
(Gadjah Mada University)



**Dr. dr. Yuda Turana, Sp.S.**  
(Atma Jaya Chatolic University)



**Dr. Miswar Fattah, M.Si.**  
(Vice-Chief of PATELKI)



**Dr. Susi Hartati, S.Kp., M.Kep., Sp.Kep.An.**  
(Head of STIKes Mitra Keluarga)



**Dr. Arwani, SKM, BN. Hons. MN.**  
(Poltekkes Semarang)



**apt. Melania Perwitasari, M.Sc.**  
(Pharmacy Bachelor Program, STIKes Mitra Keluarga)



**Siti Nurfajriah, S.Pd., M.Si.**



**Arindah Nur Sartika, S.Gz., M.Gizi**

The 1st International Allied Health Student Conference (IAHSC) 2021  
Indonesia, September 14-15 2021

## ABOUT ORGANIZER

### SEKOLAH TINGGI ILMU KESEHATAN (STIKES) MITRA KELUARGA

Mitra Keluarga Education Foundation is under the auspices of the Mitra Keluarga Hospital Group which has a hospitals network spread across DKI Jakarta, West Java, Central Java, and East Java. To meet the needs of health workers in the Mitra Keluarga Hospital Group, in 1993 the Mitra Keluarga Education Foundation proposed the establishment of higher education in the health sector to the Ministry of Health with a license to provide a Diploma III Nursing education called the Mitra Keluarga Nursing Academy (AKMK).

In 2014, AKMK has changed its form to the School of Health Sciences (STIKes) which organizes 3 study programs, namely: Nursing Study Diploma Program, Health Analyst Diploma, and Nutrition Science Bachelor Degree. In further development, STIKes obtained a permit for the addition of a Bachelor of Pharmacy study program in 2016, and in 2017 obtained a permit to administer a Bachelor of Nursing + Nursing Profession (Ners) study program. So that until now there are 6 (six) study programs owned by STIKes Mitra Keluarga.

The values and culture of the work environment that are applied in the form of actions and behavior of every STIKes Mitra Keluarga human resource are Honesty, Integrity, Tolerance, Scientific, Innovative, Responsibility, and Obedience to the Principles. STIKes Mitra Keluarga has a motto: "The Best Health Education for Your Bright Future".



The 1st International Allied Health Student Conference (IAHSC) 2021  
Indonesia, September 14-15 2021





## VISION AND MISSION

### VISION

Becoming an innovative higher education institution in health at the National level by 2035.

### MISSION

1. Organizing professional education governance
2. Organizing cooperation that supports the implementation of the Tri Dharma of Higher Education.
3. Organizing health education based on science, technology and new innovation.
4. Organizing innovative and sustainable research for the development of science and technology.
5. Organizing community service based on the results of research and innovation in the health sector as an effort to improve public health status.

### DEPARTMENTS

STIKes Mitra Keluarga owns 4 Departments, namely:

1. Department of Nursing
  - a. Nursing Diploma
  - b. Bachelor of Nursing
  - c. Nursing Profession (Ners)
2. Department of Nutrition
3. Department of Pharmacy
4. Department of Medical Laboratory Technology



The 1st International Allied Health Student Conference (IAHSC) 2021  
Indonesia, September 14-15 2021



# Mengenal PROGRAM STUDI

D3 Teknologi  
Laboratorium Medis

STIKes Mitra Keluarga



Rampai  
Merapi  
INDONESIA JAYA

Prodi D3 TLM STIKes Mitra Keluarga  
unggul dalam pemeriksaan penyakit  
infeksi berbasis imun

## FASILITAS LABORATORIUM

- Laboratorium Media dan Reagen
- Laboratorium Analisis Instrumen
- IV Admixture
- Laboratorium Kimia
- Laboratorium Hematologi, Kimia Klinik
- Laboratorium Imunoserologi
- Laboratorium Plebotomi, Bioanalisis
- Laboratorium Bakteriologi, Mikologi, Parasitologi, Sitohistoteknologi, dan Mikrobiologi

## LAHAN KERJA

1. Laboratorium Rumah Sakit
2. Puskesmas
3. Laboratorium kesehatan daerah
4. Laboratorium klinik
5. Badan Narkotika Nasional (BNN).
6. dll







**Kampus  
Merdeka**  
INDONESIA JAYA

# Mengenal PROGRAM STUDI S1 FARMASI

STIKes MITRA KELUARGA

## KEUNGGULAN

Prodi S1 Farmasi STIKes Mitra Keluarga  
unggul dalam Farmasi Klinis dan  
fasilitas yang memadai dan terkini

## LAHAN KERJA

- Rumah Sakit
- Puskesmas
- Apotek
- Industri Farmasi
- Industri Obat Tradisional
- Industri Obat Veteriner
- Industri Kosmetik
- Industri Makanan - Minuman
- Pedagang Besar Farmasi
- Pedagang Besar Bahan Baku Farmasi
- Marketing (Medical Representative/Detailer)
- Pemerintahan (BPOM, Departemen Kesehatan, BNN, LIPI, BPPT)
- Asuransi Kesehatan, BPJS
- Perguruan Tinggi Negeri dan Swasta

## FASILITAS LABORATORIUM

1. laboratorium teknologi farmasi
2. Laboratorium Farmakognosi
3. Laboratorium Simulasi Farmasi Rumah Sakit
4. Laboratorium Farmasetika
5. Laboratorium Farmakologi
6. Laboratorium Kimia Farmasi
7. IV Admixture
8. Laboratorium Mikrobiologi
9. Simulasi Farmakoterapi



**Yuk! Tunggu Apa Lagi?**

**Langsung Aja Daftar Secara Online Melalui:**



[www.pmb.stikesmitrakeluarga.ac.id](http://www.pmb.stikesmitrakeluarga.ac.id)



# KEUNGGULAN

**PRODI S1 GIZI STIKES MITRA KELUARGA UNGGUL  
DALAM PENERAPAN INOVASI PANGAN DAN GIZI**

## LAHAN KERJA

1. RUMAH SAKIT
2. PUSKESMAS
3. KLINIK GIZI
4. INSTITUSI PENYELENGGARAAN MAKANAN (CATERING, ASRAMA, PANTI, DLL)
5. INDUSTRI PANGAN
6. LEMBAGA PEMERINTAHAN (KEMENTERIAN KESEHATAN, KEMENTERIAN PERTANIAN, BADAN PENGAWAS OBAT DAN MAKANAN/BPOM, DAN BADAN NARKOTIKA NASIONAL/BNN)
7. LSM/NGO

## FASILITAS LABORATORIUM

- LABORATORIUM KULINER, TEKNOLOGI PANGAN, DAN DIETETIK
- LABORATORIUM PENILAIAN GIZI DAN KONSULTASI GIZI
- LABORATORIUM KIMIA
- LABORATORIUM MIKROBIOLOGI



**MENGENAL  
PROGRAM STUDI  
S1 GIZI**

**STIKES MITRA KELUARGA**







**Kampus  
Merdeka**  
INDONESIA JAYA

# MENGENAL PRODI S1 KEPERAWATAN STIKES MITRA KELUARGA

## KEUNGGULAN

**Program Studi S1 Keperawatan STIKes Mitra Keluarga menyiapkan lulusan sarjana keperawatan yang unggul dan berdaya saing nasional dalam penatalaksanaan Penyakit Tidak Menular (PTM).**

## LAHAN KERJA

1. Rumah Sakit
2. Puskesmas
3. Pusat Pelayanan Kesehatan Masyarakat
4. Lembaga Pemerintahan (Kementerian Kesehatan, Badan Narkotika Nasional/BNN)
5. LSM/NGO.

## FASILITAS LABORATORIUM

- Laboratorium Keperawatan Jiwa dan Keperawatan Komunitas
- Laboratorium Keperawatan Anak
- Laboratorium Keperawatan Maternitas
- Laboratorium Keperawatan Gawat Darurat
- Laboratorium Keperawatan Medikal Bedah
- Laboratorium Keperawatan Dasar



**Yuk! Tunggu Apa Lagi?  
Langsung Aja Daftar Secara Online Melalui:**



[www.pmb.stikesmitrakeluarga.ac.id](http://www.pmb.stikesmitrakeluarga.ac.id)

## CONFERENCE PROGRAM

### THE 1<sup>ST</sup> INTERNATIONAL ALLIED HEALTH STUDENT CONFERENCE (IAHSC)

September 14-15<sup>th</sup>, 2021

#### Program Schedule

Tuesday September 14<sup>th</sup> 2021

Time*	Program
08.00-08.30	Registration
	Opening and Welcome Remarks:
	a. Singing National Anthem: Indonesia Raya
08.30-09.00	b. Committee Chair's Report
	c. Welcoming Message from the Head of Center of Research and Community Engagement of STIKes Mitra Keluarga.
	d. Opening by the Head of STIKes Mitra Keluarga.
09.00-09.30	<b>“Future of Health Policy in Indonesia”</b> Dr. Sugiyanto, S.Pd., M.App.Sc. (Center for Human Resource for Health Education, Ministry of Health)
09.30-09.45	Q&A Session
09.45-10.15	<b>“Future of Research and Community Engagement in Indonesia”</b> Prof. Dr. Agus Setyo Budi, M.Sc. (Head of the Agency for Higher Education Services of Region III Jakarta)
10.15-10.30	Q&A Session
10.30-11.00	<b>“Trend &amp; Issues on Interprofessional Health Research Collaboration”</b> Dr. dr. Yuda Turana, Sp.S. (Atma Jaya Catholic University)
11.00-11.15	Q&A Session
11.15-11.45	<b>“The Role of Nurses in Interprofesional Collaborations on Education and Research in NCD as a COVID-19 Comorbid”</b> Prof. Datuk Dr. Hj. Bibi Florina (Lincoln University College, Malaysia)

The 1st International Allied Health Student Conference (IAHSC) 2021  
Indonesia, September 14-15 2021



11.45-12.00	Q&A Session
12.00-13.00	Lunch Break
13.00-13.30	<b>“Current Dietary Patterns in Diabetes Mellitus Management”</b> Assistant Professor Dr. Suwimol Sapwarobol, RDN (Chulalongkorn University, Thailand)
13.30-13.45	Q&A Session
13.45-14.15	<b>“Detections and Hematological Impact in COVID-19 Patients in Taiwan”</b> Assistant Professor Jungshan Chang Ph.D. (Taipei Medical University, Taiwan)
14.15-14.30	Q&A Session
14.30-15.00	<b>“Therapeutic Drug Monitoring in Infectious Diseases”</b> Prof. Jan-Willem Alffenaar, PhD, PharmD. (The University of Sydney, Australia)
15.00-15.15	Q&A Session

**\*Program will be held at UTC+7/ Western Indonesia Time**

## Program Schedule

Wednesday September 15<sup>th</sup> 2021

Time	Program
08.30-09.00	Registration (On Breakout Room) Room 1: (Nursing)
09.00-11.00	<ol style="list-style-type: none"> <li> <b>“The Role of Nurses on Interprofessional Collaboration in the 4th Industrial Revolution Era”</b>            Dr. Arwani, SKM., BN.Hons., MN.            (Politeknik Kesehatan Kemenkes Semarang)         </li> <li> <b>“The Role of Higher Education in Enhancing Interprofessional Collaboration”</b>            Dr. Susi Hartati, S.Kp., M.Kep., Sp.Kep.An.            (Head of STIKes Mitra Keluarga, Indonesia)         </li> </ol>

**The 1st International Allied Health Student Conference (IAHSC) 2021  
Indonesia, September 14-15 2021**

Room 2: (Medical Laboratory Technology)

**1. “Challenges, Opportunities, and Prospects for Medical Laboratory Competencies in Post COVID-19 Molecular Examinations”**

Dr. Miswar Fattah, M.Si.  
(Vice-Chief of PATELKI)

09.00-11.00

**2. “Enzymes as Disease Diagnostic Tools”**

Siti Nurfajriah, S.Pd., M.Si.  
(Coordinator of STIKes Mitra Keluarga Medical Laboratory Diploma Program)

Room 3: (Pharmacy)

**1. “The Role of Clinical Pharmacy in Precision Medicine”**

Prof. Dr. apt. Zullies Ikawati  
(Gadjah Mada University)

09.00-11.00

**2. “High Performance Liquid Chromatography in Pharmaceutical Analysis”**

apt.Melania Perwitasari, M.Sc.  
(Coordinator of STIKes Mitra Keluarga Pharmacy Bachelor Program)

Room 4: (Nutrition)

**1. “Perspective and Strategy in the Food and Nutrition towards Prevention in Triple Burden Malnutrition in Indonesia”**

Prof. drh. M Rizal. M. Damanik, MRep.Sc, Ph.D  
(IPB University/ Deputy of Research, Training, and Development of BKKBN)

09.00-11.00

**2. “A Review of Diet Quality Assessment in Nutrition Through Lifecycle”**

Arindah Nur Sartika, S.Gz., M.Gizi.  
(Coordinator of STIKes Mitra Keluarga Nutrition Bachelor Program)

<b>11.00-12.00</b>	Oral Presentation 1 <sup>st</sup> session:
	Room 1: Nursing
	Room 2: Medical Laboratory Technology
	Room 3: Pharmacy
<b>12.00-13.00</b>	Room 4: Nutrition
	Lunch Break
	Oral Presentation 2 <sup>nd</sup> session:
	Room 1: Nursing
<b>13.00-14.00</b>	Room 2: Medical Laboratory Technology
	Room 3: Pharmacy
	Room 4: Nutrition
	Oral Presentation 3 <sup>rd</sup> session:
<b>14.00-15.00</b>	Room 1: Nursing
	Room 2: Medical Laboratory Technology
	Room 3: Pharmacy
	Room 4: Nutrition
<b>15.00-16.00</b>	Oral Presentation 4 <sup>th</sup> session:
	Room 1: Nursing
	Room 2: Medical Laboratory Technology
	Room 3: Pharmacy
	Room 4: Nutrition
<b>16.00-16.30</b>	Closing Ceremony & Award for Best Presenter

**\*Program will be held at UTC+7/ Western Indonesia Time**





Mitra  
Keluarga

# ABSTRACTS

The 1st International Allied Health Student Conference (IAHSC) 2021  
Indonesia, September 14-15 2021





# NURSING

The 1st International Allied Health Student Conference (IAHSC) 2021  
Indonesia, September 14-15 2021

## THE EFFECTIVENESS OF GIVING HYPNOSIS IN NURSING IMPLEMENTATION

Anggun Afriyanti<sup>1,2</sup>, Iftitakhun Ni'mah<sup>1,2</sup>, Nur Maini<sup>1,2</sup>, Yeni Suryani<sup>1,2</sup>, Yuli Irma<sup>1,2</sup>, Anung Ahadi Pradana<sup>2</sup>

1. Mahasiswa S1 Keperawatan Ekstensi, STIKes Mitra Keluarga, Bekasi-Jawa Barat, korespondensi:

[anggunafriyanti@gmail.com](mailto:anggunafriyanti@gmail.com)

2. Program Studi S1 Keperawatan Ekstensi, STIKes Mitra Keluarga, Bekasi-Jawa Barat.

### Abstract

The high levels of anxiety, pain, stress, and patient insomnia certainly can interfere with the healing process and can bring down the quality of life in the patient's daily activities. Application of the application of hypnotherapy therapy has been shown to have the effect of reducing levels of anxiety, pain, stress and also of insomnia to patients, both for children, adults, seniors, even terminal conditions. The author studies literature with a simple approach to 10 articles on the effectiveness of hypnotic treatment in patients to lower levels of anxiety, pain, and insomnia. The result is a dose of hypnotic therapy effective enough to lower the levels of anxiety, pain, and insomnia suffered by patients under various conditions.

Keywords: anxiety, hypnosis, insomnia, pain

### Reference

- Elfira, E. (2020) *Diagnosis Nyeri Sendi dengan Terapi Komplementer dan Electromyography Berbasis Arduino UNO*. Yogyakarta: Deepublish. Available at: [https://books.google.co.id/books?id=w7QHEAAQBAJ&printsec=frontcover&dq=terapi+komplementer&hl=en&newbks=1&newbks\\_redir=0&sa=X&redir\\_esc=y#v=onepage&q=terapi+komplementer&f=false](https://books.google.co.id/books?id=w7QHEAAQBAJ&printsec=frontcover&dq=terapi+komplementer&hl=en&newbks=1&newbks_redir=0&sa=X&redir_esc=y#v=onepage&q=terapi+komplementer&f=false).
- Evangelista, T., Widodo, D. and Widiani, E. (2016) 'Pengaruh Hipnosis 5 Jari Terhadap Tingkat Kecemasan Pasien Sirkumsisi Di Tempat Praktik Mandiri Mulyorejo Sukun Malang', *Nursing News*, 1, pp. 63–74.
- Hartono, D., Somantri, I. and Febuanti, S. (2019) 'Hipnosis Lima Jari dengan Pendekatan Spiritual Menurunkan Insomnia pada Lansia', *Jurnal Kesehatan*, 10(2), p. 187. doi: 10.26630/jk.v10i2.1218.
- Irawan, C., Sudiyanto, A. and Fanani, M. (2019) 'Pengaruh Self-Hypnosis Terhadap Intensitas Nyeri Dan Tingkat Kecemasan Lansia Penderita Osteoarthritis', *Biomedika*, 11(1), p. 24. doi: 10.23917/biomedika.v11i1.6606.
- Iswanto, G., Rachmawaty, R. and Ake, J. (2020) 'Studi Literatur: Pengaruh Hipnosis terhadap Penurunan Kecemasan pada Pasien Kanker', *Jurnal Kesehatan Manarang*, 6(2), p. 119. doi: 10.33490/jkm.v6i2.144.
- Laely, A. (2017) 'Pengaruh Hipnotherapy Terhadap Penurunan Tingkat Nyeri dan Kecemasan Pada Pasien Kemoterapi di RS Dr. Kariadi', *Medica Hospitalia: Journal of Clinical Medicine*, 4(1), pp. 57–61. doi: 10.36408/mhjcm.v4i1.247.
- Marbun, A. S., Pardede, J. A. and Perkasa, S. I. (2019) 'Efektifitas Terapi Hipnotis Lima Jari Terhadap Tanjung Beringin', *Jurnal Keperawatan Priority*, 2(2), pp. 92–99.
- Menteri Kesehatan RI (2007) 'PerMenKes-2007-1109-Penyelenggaraan Pengobatan Komplementer - Alternatif.pdf', p. 29. Available at: <http://www.lafai.org/lafai-35/files/regulasi/permen/PerMenKes-2007-1109-Penyelenggaraan Pengobatan Komplementer - Alternatif.pdf>.
- Etc.



## IMPROVING PUBLIC AWARENESS ON PERITONEAL DIALYSIS THROUGH PUBLIC HEALTH NURSES: A DOCUMENT REVIEW

Ridha Afzal<sup>1</sup>, Syaifoel Hardy<sup>2\*</sup>, Isak Jurun Hans Tukayo<sup>3</sup>, Tri Yudha Sasmita<sup>4</sup>

1. Trainer, Indonesian Nursing Trainers, Malang, East Java.
2. Training Manager, Indonesian Nursing Trainers, Malang, East Java, \*Corresponding author:  
[saderun@gmail.com](mailto:saderun@gmail.com)
3. Senior Lecturer, Poltekkes Kemenkes Jayapura Papua.
4. Staff Nurse ICU, Lawang Public Hospital, Malang, East Java.

### Abstract

Lack of understanding of peritoneal dialysis could be the main cause of the low number of its users in Aceh. To increase its awareness, public health nurses have a crucial role in public health services. This article aims to analyze the factors that cause the community's lack of understanding of peritoneal dialysis and offer solutions by refining the role of public health nurses. The study used a Document Review by SWOT Analysis with 2x2 matrix. The documents were extracted from Google Scholar, ResearchGate, Pubmed, and Semantic Scholar. The indicators and the inclusion criteria were respondent (public health nurses), research method (quantitative), year (from 2015 to 2020) and language (English and Indonesian). The keywords in the search were the roles of nurses in public health centers (Puskesmas), Aceh nurses, and peritoneal dialysis. The study screened 28 documents in which 23 documents met the eligibility and 16 documents that met the study selection were reviewed. The study suggested that the Acehnese have the potential to develop the peritoneal dialysis program through the Public Health Center (Puskesmas) nurses approach.

Keywords: Peritoneal Dialysis, Public Health Nurses, Aceh.

### References

- Ahmad, M. Langgeng, A.H., Andri, M. 2018. Evaluation of Basic Health Basic Six Main Programs of the Tombiano Health Center, West Tojo District, Tojo Una-Una District. Pp.423-434. Jurnal Kolaboratif Sains.
- Afrianti, N., Mudatsir, Tahli, T. 2017, Analysis of the Implementation of the Youth Care Health Service Program, Jurnal Ilmu Keperawatan (2017).Pp.15-27. Vol. 5, No.2.
- Afzal, R., Hardy, S. 2021, Optimizing The Roles Of Homecare Nurses In Continuous Ambulatory Peritoneal Dialysis Nursing : A Document Review. Prosiding Seminar Nasional Keperawatan Universitas Muhammadiyah Surakarta 2021. Pp. 8-18. Vol. 8, No.324.
- Baxter, 2020, Developing Peritoneal Dialysis Center. Pp. 1-3. Baxter Health Care Asia.
- Baxter, 2021, Guide to dealing with the daily problems of peritoneal dialysis patients. Pp. 1-24. Baxter Health Care Asia, Jakarta.
- Baxter, 2021a, Peritoneal Dialysis. Pp. 1-59. Baxter Health Care Asia. Jakarta.
- Blomqvist, K. 2018. Design Training Successfully By Examining Your Target Group. E-Learning Industry. (Online). Available at: <https://elearningindustry.com/design-training-successfully-examining-target-group>. Accessed on 4 March 2021.
- Etc.

## STUDENT'S KNOWLEDGE OF COVID-19 POSITIVE POSTPARTUM MOTHERS' CARE IN ACADEMY NURSING

Suryani Hartati<sup>1,\*</sup>

1. Lecturer, Department of Nursing, AKPER Hermina Manggala Husada, Jl. Jatinegara Barat No. 126 Kampung Melayu, Jakarta Timur, Indonesia, Corresponding author: [email.suryanihartati4@gmail.com](mailto:email.suryanihartati4@gmail.com)

### Abstract

Description of the level of student knowledge about positive postpartum maternal care for COVID-19, where it is characterized by an acute respiratory infection (ARI) with symptoms of fever, cough, shortness of breath, sore throat, runny nose, mild pneumonia. This was a cross-sectional study. Fifteen students were selected as participants by consecutive sampling technique. This study was conducted from August to December 2020. Questionnaire of knowledge regarding care for postpartum COVID-19 was developed based on green. Construct validity and internal reliability were conducted among 36 students. Pearson Product moment showed that correlation coefficients between items with total scores were 0.467 - 0.948. Cronbach's alpha of student knowledge was 0.820. The results of this study found that there most were 19-20 years of age and the factor questionnaire that was most associated with good knowledge was that students in semester 5 were 9.5% and interested in maternity nursing at 8.3%. Most older students aged 19-20 have sufficient knowledge, namely 60.5%, about the care of postpartum mothers who are Covid-19 positive.

Keywords: Knowledge, Postpartum maternal care, COVID-19

### Reference

- Alzoubi H, Alnawaiseh N, Al-Mnayyis A, Lubad MA, Aqel A, Al-Shagahin H. 2020. COVID-19-knowledge, attitude and practice among medical and non-medical University Students in Jordan. *J Pure Appl Microbiol*;14(1):17-24.
- Budiati I, Susianto Y, Adi WP, Ayuni S, Reagan HA, Larasaty P, et al . 2018. Profil Generasi Milenial Indonesia. 1-153. Available from: [www.freepik.com](http://www.freepik.com)
- Crisp J, Douglas C, Rebeiro G, Waters D. 2020. Potter & Perry's Fundamentals of Nursing ANZ edition-eBook. Elsevier Health Sciences.
- Eisler R, Potter TM .2014. Transforming Interprofessional Partnerships: A New Framework for Nursing and Partnership-Based Health Care, 2014 AJN Award Recipient. Sigma Theta Tau;
- Fitriyanti .2017. Gambaran pengetahuan, Sikap dan Perilaku Penduduk terhadap Filariasis di Desa Bata Lura Kecamatan tanah Pinoh Kabupaten Melawi Tahun 2015. *J Mhs PSPD FK Univ Tanjungpura*. ;3(3).
- Guan W, Ni Z, Hu Y, Liang W, Ou C, He J, et al. 2020. Clinical characteristics of coronavirus disease 2019 in China. *N Engl J Med*. 382(18):1708-20.
- Hutahaean S, Anggraini NV, Tinambunan ME, Al Atsariyah S. 2020. The Influence of Knowledge on Student Actions in Prevention and Control of Covid-19. In: International Conference of Health Development Covid-19 and the Role of Healthcare Workers in the Industrial Era (ICHHD 2020). Atlantis Press; p. 248-52.
- Etc.

## ANALYSIS OF THE PHYSICAL HOME ENVIRONMENT AND COMMUNITY BEHAVIOR TOWARDS INCIDENCE OF DENGUE HEMORRHAGIC FEVER IN RIAU PROVINCE

Hetty Ismainar,<sup>1,\*</sup> Beny Yulianto,<sup>2</sup> Nila Puspita Sari,<sup>3</sup> Eva Afiani<sup>4</sup>

1. Lecturer, Department of Public Health, STIKes Hang Tuah Pekanbaru, Riau. Jl Mustafa Sari No 5 Tangkerang Selatan Pekanbaru, Riau. Corresponding author: [ismainarhetty@yahoo.co.id](mailto:ismainarhetty@yahoo.co.id)
2. Lecturer, Department of Public Health, STIKes Hang Tuah Pekanbaru, Riau
3. Lecturer, Department of Public Health, STIKes Hang Tuah Pekanbaru, Riau
4. Student, Department of Public Health, STIKes Hang Tuah Pekanbaru, Riau

### Abstract

Dengue Hemorrhagic Fever (DHF) is still a health problem in Meranti Islands Regency. There has been an increase of 15-25% of cases every year since 2017-2019. Determine the correlation between the physical home environment and community behavior towards DHF incidence which include: ventilation, air temperature, water reservoirs, knowledge, and attitudes. It was observational analytic with a cross-sectional design. This research was conducted for three months (February-April 2020). The research subject was 94 samples were selected by the purposive sampling technique. The research instrument was a structured questionnaire and observation sheet. Data analysis using Chi-square test. There were 49 (53.3%) cases of DHF with the physical home environment that was not following the health standards, namely: ventilation (bad=70.7%), air temperature (bad=77.2%), water reservoirs (bad=59.8%), knowledge (low=55.4%), and attitude (negative=55.4%). There was a significant correlation between ventilation ( $p=0,002$ ), air temperature ( $p=0,020$ ), water reservoirs ( $p=0,027$ ), knowledge ( $p=0,008$ ), and attitudes ( $p=0,000$ ) toward incidence of DHF ( $p$ -value  $<0.05$ ). The physical home environment and community behavior are related to DHF incidence. Good coordination between health promotion team, local government in providing health education and socialization of healthy homes by empowering local communities.

Keywords: Community behavior, Dengue Hemorrhagic Fever, Physical home environment

### Reference

- Departemen Kesehatan R.I. 2007. Direktorat Jenderal Pengendalian Penyakit dan Penyehatan Lingkungan (DIT.JEN. PP & PL). Survei Entomologi Demam Berdarah Dengue, Jakarta
- Dinas Kesehatan Provinsi Riau. 2019. Profil Kesehatan 2019.
- Fauji, R.R. 2020. Hubungan Sanitasi Lingkungan Dan Perilaku Masyarakat Terhadap Kejadian Penyakit Demam Berdarah Dengue di Wilayah Kerja Puskesmas Dirgahayu Kabupaten Kotabaru Tahun 2020. Fakultas Kesehatan Masyarakat Banjarmasin. UNISKA. 1-8
- Ghina, D.F, Anwar, C. 2017. Hubungan Faktor Lingkungan Fisik Rumah Dengan Kejadian Penyakit Demam Berdarah Dengue (DBD) Di Wilayah Puskesmas Cilacap Selatan di Kabupaten Cilacap Tahun 2016. *Buletin Kesehatan Lingkungan Masyarakat*. 36(1); 35-41
- Gupta N, Srivastava S, Jain A, Chaturvedi UC. 2012. Dengue in India. *Indian J Med Res*. 136(3):373-390.
- Ipa M. Laksono. A.D.2014. Analisis Potensi Promosi Pengendalian Penyakit Demam Berdarah Dengue Melalui Youtube. *Buletin Penelitian Sistem Kesehatan*. 2014; 17(1) 97-106
- Etc.

The 1st International Allied Health Student Conference (IAHSC) 2021  
Indonesia, September 14-15 2021



## THE EFFECTIVENESS OF AUTOGENIC RELAXATION ON PATIENT'S ANXIETY

Noviyana prasasti<sup>1,2</sup>, welmi solihat<sup>1,2</sup>, Rani waily<sup>1,2</sup>, Ruth alferina<sup>1,2</sup>, Diana solla<sup>1,2</sup>, Anung Ahadi Pradana<sup>2</sup>

1. Student, Department of Nursing, STIKes Mitra Keluarga, Bekasi.
2. Department of Nursing, STIKes Mitra keluarga, Bekasi. Corresponding author: [ahadianung@gmail.com](mailto:ahadianung@gmail.com)

### Abstract

Emotional mental disorders that manifest as anxiety and depression disorders that can affect patients in undergoing the healing process. Autogenic relaxation is known to be one of the complementary therapies that can have a positive effect on the anxiety conditions experienced by patients. The author conducted a literature study with a simple approach to 10 articles about the effectiveness of autogenic relaxation therapy or autogenic training. The method used in gathering articles on the Google Scholar database. Reference sources were selected using the Problem, Intervention, Comparison, Outcomes (PICO) method with limited articles published from 2016-2021. The results obtained are that the administration of autogenic relaxation therapy is quite effective in reducing the level of anxiety experienced by patients in various conditions. The conclusion of this paper is that considering autogenic relaxation is a therapy that requires special skills in its implementation to patients, health workers need to consider mastering autogenic relaxation methods in order to bring significant results to patients. Keywords: Anxiety, Autogenic Relaxation, Complementary Therapy.

### Reference

- Asmadi. Teknik Prosedural Kperawatan, Konsep dan Aplikasi Kebutuhan dasar klien. JAKARTA: Salemba Medika, 2012.
- C.Minowa, k.Kitobashi. "Effects of autogenic training on perioperative anxiety and pain in breast cancer patients: A randomized controlled trial." Kitakanto Medical Jurnal (t.thn.).
- D.wijayanti. "Relaksasi Autogenik Menurunkan Kecemasan Pasien Kanker Serviks." jurnal keperawatan (2019).
- Kementrian kKesehatan RI, 2016. the role of the family to support health. 2016. 21 Juni 2021 <[www.kemkes.go.id](http://www.kemkes.go.id)>.
- N.Ekarini. P.Kristanti, S.Suratun. "Pengaruh Relaksasi Autogenik terhadap Tingkat Kecemasan dan Perubahan Tekanan Darah pada Pasien Riwayat Hipertensi." journal of nursing, Health Polytechnic Ministry of Health (2018): 108-118.
- oktaviani.J. "journal of nursing Muhammadiyah Bengkulu." journal of nursing muhamadiyah (2020): 51.
- p.Rihi, M.muniroh, D.susilowati. "Relaxation Therapy on The Level of Anxiety of Post Sectio Caesarea: A Literature Review." scientific strada journal (2020): 1687-1693.
- R.saputri, D.Rahayu. "TERAPI AUTOGENIK TERHADAP KONDISI PSIKOLOGI PASIEN CKD YANG MENJALANI HEMODIALISIS." physiciatry nursing journal (2019): 139-148.
- Richmond, R.L 2012. A Guide to Psychology and its practice. 2012. Monday Juni 2021 <[www.Guidetopsychology.com/autogen.htm](http://www.Guidetopsychology.com/autogen.htm)>.
- Etc.

## FACTORS AFFECTING FAMILY KNOWLEDGE ON HYPERTENSION DISEASE: A NARRATIVE REVIEW

Eka Rachmawati,<sup>1</sup> Fitria Rahmadhani,<sup>1</sup> Mahftuhatur Rizqi Ananda,<sup>1</sup> Shifa Salsabillah S.,<sup>1</sup> Anung Ahadi Pradana<sup>1</sup>

Department of Nursing, STIKes Mitra Keluarga, Jl. Pengasinan Rawa Semut, Margahayu Bekasi, Indonesia.

Corresponding Email: [ekaarachmawati93@gmail.com](mailto:ekaarachmawati93@gmail.com)

## Abstract

The number of people with hypertension continues to increase every year, it is estimated that by 2025 there will be 1.5 billion people affected by hypertension and every year as many as 10.44 million people die from hypertension. **Knowing** the factors that influence family knowledge about hypertension. The author conducts a literature review with a simple approach to 10 articles about factors that affect family knowledge of hypertension in the 2015-2020 period using several databases and websites including Google Scholar, PubMed, Sience Direct and Wiley. Factors that influence family knowledge of hypertension based on 10 articles collected include age, gender, family history, smoking, exercise, education, and alcohol consumption. This study concludes that the factors that influence family knowledge are education level and age, because low education allows a person to experience hypertension due to lack of information or knowledge that leads to healthy lifestyle behaviors such as not knowing about the dangers, as well as preventing hypertension. One's age factor greatly affects one's ability to receive information and one's way of thinking about the information obtained. The influence of education level and age on knowledge about hypertension.

**Keywords:** Family, Hypertension, Knowledge, Prevalence, Risk Factors

## Reference

- American Heart Association. (2012). Acute Coronary Syndromes. *American Heart Association Guidelines for Cardiopulmonary Resuscitation and Emergency Cardiovascular*. <http://circ.ahajournals.org>
- Azhari, M. H. (2017). Faktor-Faktor yang Berhubungan dengan Kejadian Hipertensi di Puskesmas Makrayu Kecamatan Ilir Barat II Palembang. *Jurnal Aisyah: Jurnal Ilmu Kesehatan*, 2(1), 23–30. <https://doi.org/10.30604/jika.v2i1.29>
- Bhadoria, A., Bhadoria, P., Kabirpanthi, V., Kasar, P., Pradhan, S., & Toppo, N. (2014). Prevalence of hypertension and associated cardiovascular risk factors in Central India. *Journal of Family and Community Medicine*. <https://doi.org/10.4103/2230-8229.128775>
- Cherfan, M., Blacher, J., Asmar, R., Chahine, M. N., Zeidan, R. K., Farah, R., & Salameh, P. (2018). Prevalence and risk factors of hypertension: A nationwide cross-sectional study in Lebanon. *Journal of Clinical Hypertension*, 20(5), 867–879. <https://doi.org/10.1111/jch.13268>
- Firmansyah, R. S., Lukman, M., & Mambangsari, C. W. (2017). Faktor-Faktor yang Berhubungan dengan Dukungan Keluarga dalam Pencegahan Primer Hipertensi. *Jurnal Keperawatan Padjadjaran*, 5(2), 197–213. <https://doi.org/10.24198/jkp.v5i2.476>
- WHO. (2015). Q & As on hypertension. In *World Health Organization*.
- Etc.

## **GIVING COMMITMENT ACCEPTANCE THERAPY AND FAMILY PSYCHOEDUCATION IN CARING FOR CLIENTS WITH INEFFECTIVE HEALTH CARE USING WATSON THEORY APPROACH**

Suyatno<sup>1</sup>, Herni Susanti<sup>2</sup>, Giur Hargiana<sup>2</sup>

1. Nurse of dr. Arif Zainudin Psychiatric Hospital

2. Lecturer, Department of Nursing, Indonesia University, Jl. Prof. DR. Sudjono D. Pusponogoro, Kukusan, Kecamatan Beji, Kota Depok, Jawa Barat 16425

### **Abstract**

Management of Schizophrenia requires a long time and medication adherence. The problem that often arises in the treatment of schizophrenia is relapse. The cause of relapse in Schizophrenia is non-compliance with medication and the appearance of a stressor that is very significantly disturbing. Ease reports on six clients and client families. Interventions can be given online or by telephone to patients and their families. Not all patients and their families can accept the intervention given, this is indicated by unfriendly emotional expressions and often refuses to be called or contacted. After nursing and specialist nursing actions, an increase in client compliance and family's ability to care for clients with ineffective online health care. Providing nursing and specialist nursing actions to clients with ineffective health care can be done online. It is very suitable like during the current Pandemic and for families of patients who do not have free time to go to the hospital.

Keywords: schizophrenia, ineffectiveness of health care, ACT, relapse, online

### **Reference**

- Alligood. 2017. *Pakar Teori Keperawatan dan Karya Mereka*, (Edisi 8). (Hamid A.Y & Ibrahim.K). Indonesia: Elsevier.
- Ballester, J. & Frankel, B. A. 2016. Pharmacological advances in the treatment of schizophrenia. *The American Journal of Psychiatry Residents' Journal*.
- Carson. 2000. *Mental Health Nursing: The Nurse-Patients Journey*. Philadelphia: Saunders.co.
- Dewi, A. D. 2015. Pengaruh Acceptance and Commitment Therapy (ACT) dalam. *Meningkatkan Harga Diri*. Universitas Katolik Soegijapranata.
- Gutiérrez-Zotes, J. A., Valero, J., Cortés, M. J., Labad, A., Ochoa, S., Ahuir, M., . 2012. Spanish Adaptation of the Beck Cognitive Insight Scale (BCIS) for Schizophrenia. *Actas Esp Psiquiatr.*.
- Harvey. 2018. Family psychoeducation for people living with schizophrenia and their families. Retrieved from <https://doi.org/10.1192/bja.2017.4>
- Hasiolan, M.I., & S. 2015. Efek dukungan emosional keluarga pada harga diri remaja: pilot study. *Jurnal Keperawatan Indonesia*.
- Hawari, D. 2008. *Manajemen stres, cemas, dan depresi*. Jakarta: Fakultas Kedokteran.
- Hayes, S. C., & Twohig, M. 2008. *ACT Verbatim for Depression & Anxiety: Annotated Transcripts for Learning Acceptance & Commitment Therapy*. Canada: New Harbinger Publications, Inc.
- Hayes, S.C & Smith, S. 2005. *Get Out Of Your Mind & Into Your Life: The New Acceptance And Commitment Therapy*.
- Etc.



## THE EFFECT OF BAY LEAF STEW (*Syzygium polyanthum*) TO REDUCE URIC ACID LEVELS

Ghitza Darisa Rizkia Ramadani<sup>1</sup>, Sri Mintarsih<sup>2</sup>, Anik Enikmawati<sup>2</sup>

1. Student, Department of Nursing, ITS PKU Muhammadiyah Surakarta

2. Lecturer, Department of Nursing, ITS PKU Muhammadiyah Surakarta, Corresponding author:

[anikenikmawati@itspku.ac.id](mailto:anikenikmawati@itspku.ac.id)

### Abstract

Gout is a white crystal, odorless and tasteless, undergoing decomposition by heating to cyanide (HCN), a metabolic disorder characterized by increased uric acid concentration (hyperuricemia). Non-pharmacological treatment of gout can use herbal plants, such as bay leaf. From the data, Ngemplak Health Center in 2019 found as many as 198 gout patients spreaded in 12 villages. Objective: to determine the effect of bay leaf stew to reduce uric acid levels. Research methods used one group pre-test and post-test so that it is expected to be more accurate. Data analysis techniques used univariate and bivariate analysis with the requirements test using the Shapiro-Wilk test. The results of the normal distribution use paired t-test. Paired statistic test for uric acid levels after and before treatment was obtained, the results obtained a significant value of P-value = 0.000 p value (<0.05), it can be concluded that H<sub>0</sub> was rejected or H<sub>a</sub> was received. Based on the results of statistical tests that there are differences in uric acid levels before and after the bay leaf stew treatment. It can affect the respondent's uric acid levels.

Keywords: bay leaf, uric acid levels

### Reference

- Andriani, A., & Chaidir, R. (2016). Pengaruh Pemberian Air Rebusan Daun Salam (*Syzygium Polyanthum*) Terhadap Penurunan Kadar Asam Urat. *Jurnal Ipteks Terapan*, 10 (112-119).
- Djohari, M., & Paramitha, r. (2015). Efektivitas Rebusan Daun Salam (*Syzygium polyanthum*) Terhadap Penurunan Kadar Asam Urat Dalam Darah Mencit Putih Jantan. *Pharmacy*, 12 (2), 176-185.
- Herliana, E. (2013). *Penyakit Asam Urat Kandas Berkat Herbal*. Jakarta selatan: FMedia.
- Ningsih, S. W., (2014). GambaranAsupan Purin Penyakit Arthritis Gout Kualitas Hidup Lanjut Usia Di Kecamatan Tamalanrea. Hal 1-9. Diakses pada tanggal 17 Februari 2016;<http://repository.unhas.ac.id/bitstream/handle/12345678/11346/SRI%20WAHYU%20NENGSI%20K21110259.pdf?sequence=1>
- Notoatmodjo, S. (2018). *Metodologi Penelitian Kesehatan*. Jakarta: Rineka Cipta.
- Riskesdas, 2013. *Riset kesehatan dasar tentang penyakit sendi*. Oktober 02,2018. [www.litbang.depkes.go.id](http://www.litbang.depkes.go.id).
- Untari, I., & Sulastri. (2017). *Perawatan Lansia Dengan Nyeri Akibat Gout*. Yogyakarta: Nuha Medika.
- WHO Helth Organization.(2018, juni). *WHO Methods and data sources for global burden of disease estimates 2000-2016*.
- Wirotoomo, Tri sakti, 2019. Studi Deskripsi kadr kolesterol, Gula darah, dan asam urat berdasarkan usia di desa Bojong, Pekalongan. *Journal*. Vo. XII No. II , September 2019 ISSN 1978-3167

## THE FACTORS THAT AFFECT OF SLEEP QUALITY FOR NURSING STUDENTS BACHELOR OF NURSING AT THE FACULTY OF NURSING SCIENCE MUHAMMADIYAH UNIVERSITY JAKARTA IN 2021

Naryati,<sup>1</sup> Ramdhaniyah,<sup>2</sup>

1. Lecturer, Department of Nursing, Faculty Of Nursing Muhammadiyah University Of Jakarta, Jl. Cemp. Putih Tengah, Kota Jakarta Pusat, Indonesia.
2. Student, Department of Nursing, Faculty Of Nursing Muhammadiyah University Of Jakarta, Jl. Cemp. Putih, Kota Jakarta Pusat, Indonesia, Corresponding author: [ramdhaniyah83@gmail.com](mailto:ramdhaniyah83@gmail.com)

### Abstract

Sleep is one of the important physiological processes in humans that aims to maintain health and continue biological, psychological, social and cultural functions. Sleep quality is a condition that can be seen from the individual's ability to maintain rapid eye movement and non rapid eye movement sleep. Bad sleep quality in students will have an impact on physical, psychological health and decreased academic achievement. The purpose of this study was to determine the factors that affect of sleep quality for nursing students bachelor of nursing at the faculty of nursing muhammadiyah university jakarta. The research design used was an analytical descriptive with a cross sectional design. Respondent sampling technique using proportional stratified random sampling technique. The results of the study used Chi Square statistical test analysis. The results of this study showed that the factors that affect the quality of sleep in students are gender, physical activity, psychological stress and academic stress. There is a relationship between gender, physical activity, psychological stress, and academic stress on the sleep quality of students.

Keywords: sleep quality, students

### Reference

- Cates, M. E., Clark, A., Woolley, T. W., & Saunders, A. (2015). Sleep quality among pharmacy students. *American journal of pharmaceutical education*, 79(1).
- Fakihan, A., & Fis, D. R. K. S. (2016). *Hubungan aktivitas fisik dengan kualitas tidur pada lanjut usia* (Doctoral dissertation, Universitas Muhammadiyah Surakarta).
- Kozier, B. 2012. *Fundamentals of Nursing: concept theory and practices (5th ed)*. Redwood City California: Addison Wesley.
- Nilifda, H., Nadjmir, N., & Hardisman, H. (2016). Hubungan kualitas tidur dengan prestasi akademik mahasiswa program studi pendidikan dokter angkatan 2010 FK Universitas Andalas. *Jurnal kesehatan andalas*, 5(1).
- Potter, P. A., & Perry, A. G. (2010). *Fundamental keperawatan (edisi 7 buku .3)*. Jakarta: Salemba Medika.
- Wahyuni, L. T. (2018). Hubungan Stres dengan Kualitas Tidur Mahasiswa Profesi Keperawatan STIKes Ranah Minang Padang Tahun 2016. *Menara Ilmu*, 12(3).
- Zafira Firstika , Darwin Karim, Rismadefi Woferst. (2020). Hubungan Tingkat Stres Akademik Dengan Sistem Perkuliahan Jarak Jauh Berbasis Online Terhadap Kualitas Tidur Mahasiswa Tahun Pertama. *Jurnal Psikologi*, 16(2), 45-52.

## THE EFFECT OF GROUP EDUCATION USING ONLINE MEDIA ON SELF CARE FOR OBESE AMONG STUDENTS IN FACULTY OF NURSING MUHAMMDIYAH JAKARTA 2021

Fitrian Rayasari,<sup>1</sup> Dhea Ananda Nur Afifah,<sup>2</sup>

1. Lecturer, Faculty of Nursing, University Muhammdiyah Jakarta, Jl. Cempaka Putih Tengah, Jakarta Pusat – Jakarta, Indonesia, e-mail: [deaananda78@gmail.com](mailto:deaananda78@gmail.com)
2. Student, Faculty of Nursing, University Muhammdiyah Jakarta, Jl. Cempaka Putih Tengah, Jakarta Pusat – Jakarta, Indonesia

### Abstract

Obesity in young adults can cause various health problems, including in the long term it will cause complications of diseases such as Hypertension, Diabetes Mellitus and death at a young age.. Self care in obesity is the management of obesity which consists of diet processing, physical activity, behavior therapy and medical therapy. Peer group education is a method that helps increase student understanding of obesity. **Research purpose** this study was to determine the effect of peer group education methods on self care of obese students. **Method** using a Quasi experimental design pre and post test, with the t test dependent t test. Data collection used a Diabetes Self Managemet Questionnaire (DMSQ). With a sample 30 respondents. **Results** there is an effect of peer group education on self care of obese students (p-value= 0,00). **Suggestion** self care is one of the efforts that can be used to overcome the problem of obesity at a young age the application of obesity self care can be developed through existing programs on campus or youth programs in health services.

Keywords : obese students, self care, peer group education method

### Reference

- Abdul, s. (2010). Faktor Risiko Kejadian Obesitas Pada Remaja. *MKMI* , 185-190.
- Adriani, W. (2016). *Pengantar Gizi Masyarakat*. Jakarta: KENCANA.
- Baak. Marline, m. (2019). Dietary Strategies for Weight Loss Maintenance. *nutrients* .
- Batacan, M. V. (2016). Effects of High Intensity Interval Training on Cardiometabolic Health : A Systematic Review and Meta-analysis of Intervention Studies.
- Chau, m. L. (2020). The Use Of Social Media In Nutrition Intervention For Adolescents And Young Adults - A systematic Review. *HHS Public Access* , 77-91.
- Dahlan, s. (2010). *Penelitian Diagnostik*. Jakarta: Sagung seto.
- Dewi. ade, T. (2013). Hubungan Pola Makan, Aktivitas Fisik, Sikap, Dan Pengetahuan Tentang Obesitas Dengan Status Gizi Pegawai Negeri Sipil Di Kantor Dinas Kesehatan Provinsi Jawa Timur. *Media Gizi Indonesia* , 42-48.
- Eide, T. B. (2017). Effective Behaviour Change Technique For Physical Activity and Healthy Eating In Overweight And Obese Adults; Systematic Review and Meta-Regression Analyses. *International Journal Of Behavioral Nutrition And Physical Activity* , 14-42.
- Ekadinata.Widyandana. (2017). Promosi Kesehatan Menggunakan Gambar Dan teks Dalam Aplikasi WhatsApp Pada Kader Posbindu. *Journal Of Community Medicine And Public Health* .
- Etc.



## THE DETERMINANT OF THE INCIDENT OF HYPERTENSION IN BALEKAMBANG HEALTH CENTER, BENDUNGAN VILLAGE, JONGGOL SUB - DISTRICT, IN THE YEAR 2021

Wati Jumaiah,<sup>1</sup> Siti Latifah,<sup>2</sup>

1. Lecturer, Department of Nursing, Faculty Of Nursing Muhammadiyah University Of Jakarta, Jl. Cemp. Putih Tengah, Kota Jakarta Pusat, Indonesia, Corresponding author: [watijumaiah@umj.ac.id](mailto:watijumaiah@umj.ac.id)
2. Student, Department of Nursing, Faculty Of Nursing Muhammadiyah University Of Jakarta, Jl. Cemp. Putih, Kota Jakarta Pusat, Indonesia.

### Abstract

Hypertension is a condition of high blood pressure and as The Silent Killer because most are asymptomatic or asymptomatic, so treatment is often delayed. The incidence of hypertension is influenced by several factors, such as obesity (obesity), alcohol consumption, sodium intake, and stress. The purpose of this study was to determine the determinants of the incidence of hypertension in Balekambang Health Center. This type of research is analytic observational using a cross sectional research design. The sampling technique used in this study is Probability Sampling with Simple Random Sampling with a total sample of 86 respondents using the chi square test. The results of this study the majority of the age of the respondents included in the early elderly, namely the age of 46-55 years (26.7%), the most gender is female (61.6%) and the majority have low education (65.1%), the majority of respondents are not obese (76.7%), the majority of respondents do not consume alcohol (81.4%), more respondents have high sodium intake (59.3%) and the majority of respondents experience stress (51.2%). The conclusion of this study obtained that the factors associated with the incidence of hypertension are overweight/obesity (p-value = 0.001), sodium intake (p-value = 0.001), and stress (p-value = 0.001). Meanwhile, there is no relationship between the incidence of hypertension and alcohol consumption (p-value = 0.055). Health services can improve health promotion efforts regarding prevention of hypertension cases through education to overcome obesity, alcohol consumption, high sodium intake and stress.

Keywords: Hypertension Incidence, Overweight (Obesity), Sodium Intake, Stress, Alcohol Consumption

### Reference

- American Heart Association (AHA). 2020
- International Society of Hypertension Global Hypertension Practice Guidelines. (On-line) <https://www.ahajournals.org/doi/epub/10.1161/HYPERTENSIONAHA.120.15026>
- Kitt, J., Fox, R., Tucker, K. L., & McManus, R. J. 2019. *New approaches in hypertension management: a review of current and developing technologies and their potential impact on hypertension care. Current hypertension reports*
- LeMone, et.all. 2016. *Buku ajar keperawatan medikal bedah*. EGC, Jakarta
- WHO. 2013. *a global brief hypertension silent killer, global public health crisis*. World Health Organization. (Online). [https://apps.who.int/iris/bitstream/handle/10665/79059/WHO\\_DCO\\_WHD\\_2013.2\\_eng.pdf;jsessionid=6BCD810D2D731FC72B8A7BB27E2A5FE0?sequence=1](https://apps.who.int/iris/bitstream/handle/10665/79059/WHO_DCO_WHD_2013.2_eng.pdf;jsessionid=6BCD810D2D731FC72B8A7BB27E2A5FE0?sequence=1)

## THE EFFECTIVENESS OF ORAL SUCROSE ON PAIN DURING INVASIVE PROCEDURES IN PREMATURE INFANTS: SCOPING REVIEW

Kamilah Hayatun Nufus<sup>1\*)</sup>, Adinda Salsabilah<sup>1)</sup>, Nurul Aeni<sup>1)</sup>, Zakiyyah Arief Atshillah<sup>1)</sup>, Casman<sup>2,3</sup>

1. Student, Department of Nursing, STIKes RS Husada, Jl. Raya Mangga Besar 137-139, Jakarta, Indonesia,

Corresponding author: [kamilahhayatunnufus35@gmail.com](mailto:kamilahhayatunnufus35@gmail.com)

2. Lecturer, Pediatric Nursing Department, STIKes RS Husada, Jl. Raya Mangga Besar 137-139, Jakarta, Indonesia,

3. Mentor and Co-Initiator of LP3K NSID ([nursesshare.id](http://nursesshare.id)), Indonesia

### Abstract

Nowadays premature births continue to be common, it caused the infant necessitating treatment. Invasive procedures, such as the placement of an peripheral intravenous catheters or the drawing of blood, should be carried out while the baby is being cared for. Some intervention needed, sucrose is one approach to make invasive procedure less painful. This study aims to determine the effectiveness of oral sucrose in reducing the pain of invasive procedures in premature infants. This study is a scoping review, and 11 articles were selected from Proquest, ScienceDirect, Willy Online, PubMed, and EBSCO (CINAHL) databases. In eight of the articles, giving oral sucrose two minutes before the invasive procedure was effective in reducing pain, while sucrose was not effective in reducing pain in infants in the other three of the articles, during or after procedures. According to these studies, giving oral sucrose to premature infant before invasive procedure is significant reducing the pain during invasive procedure.

Keywords: oral sucrose, pain of invasive procedure, premature infant.

### References

- Asadi-Noghabi, F., Tavassoli-Farahi, M., Yousefi, H., & Sadeghi, T. (2014). Neonate pain management: what do nurses really know? *Global Journal of Health Science*, 6(5), 284–293. <https://doi.org/10.5539/gjhs.v6n5p284>
- Barandouzi, Z. A., Keshavarz, M., Montazeri, A., Ashayeri, H., & Rajaei, Z. (2020). Comparison of the analgesic effect of oral sucrose and / or music in preterm neonates : A double-blind randomized clinical trial. *Complementary Therapies in Medicine*, 48(102271), 1–5. <https://doi.org/10.1016/j.ctim.2019.102271>
- Beheshtipoor, N., Memarizadeh, A., Hashemi, F., Porarian, S., & Rambod, M. (2014). No Title. *The Effect of Kangaroo Care on Pain and Physiological Parameters in Preterm Infants on Heel-Stick Procedure: A Randomized Controlled Crossover Study*, 2 (4), 157–168.
- Collados-Gomez, L., Ferrera-Camacho, P., Fernandez-Serrano, E., Camacho-Vicente, V., Flores-Herrero, C., Garcia-Pozo, A., & Jimenez-Garcia, R. (2018). Randomised crossover trial showed that using breast milk or sucrose provided the same analgesic effect in preterm infants of at least 28 weeks. *Acta Paediatrica*, 107, 436–441. <https://doi.org/10.1111/apa.14151>
- Etc.

## RISK OF POST-STROKE PNEUMONIA DURING HOSPITALIZATION

Juliana G.E.P Massie,<sup>1,4\*</sup> Ratna Sitorus,<sup>2</sup> I Made Kariasa,<sup>2</sup> Yunisar Gultom,<sup>3</sup> Maya Khairani,<sup>4</sup> Noor Wulandari<sup>4</sup>

1. Nursing Specialist Student, Department of Medical Surgical Nursing, Faculty of Nursing, Universitas Indonesia, Jl. Prof. Dr. Bahder Djohan, Depok, Indonesia.

2. Corresponding author: [juliana.gep71@alumni.ui.ac.id](mailto:juliana.gep71@alumni.ui.ac.id)

3. Lecturer, Department of Medical Surgical Nursing, Faculty of Nursing, Universitas Indonesia, Depok

4. Nursing Clinical Instructor, Department of Nursing, Cipto Mangunkusumo General Hospital, Jakarta

5. Intensive Care Nurse, Department of Nursing, Universitas Indonesia Hospital, Depok

### Abstract

Post-stroke pneumonia is the most a common complication during the first few weeks after a stroke. Thus, a score is needed for the early identification of stroke patients with an increased risk of pneumonia to assist the nursing team in preventing the onset of pneumonia in stroke patients during hospitalization. This study aimed to assess the application of the A2DS2 score to predict pneumonia in acute ischemic stroke patients. This is a diagnostic study that used a cross-sectional method conducted among adult acute ischemic stroke patients. Data analysis was performed to assess the calibration and discrimination performance of the A2DS2 score. **A total of 16 subjects were followed up. The incidence of post-stroke pneumonia was observed in 6 patients (37.5%).** The incidence of post-stroke pneumonia on the high risk of A2DS2 score was significantly able to distinguish pneumonia with 66.7% sensitivity values, 50% specificity values and 0.77 AUC values. This scoring proved clinically accurate to predict the incidence of pneumonia in acute ischemic stroke patients.

Keywords: A2DS2, *ischaemic stroke*, *post-stroke pneumonia*, *prediction*, *scoring*.

### Referensi

- Almeida, S. R., Bahia, M. M., Lima, F. O., Paschoal, I. A., Cardoso, T. A. & Li, L. M. 2015. Predictors of pneumonia in acute stroke in patients in an emergency unit. *Arq Neuropsiquiatr*, 73, 415-9.
- Anindhita, T. & Wiratman, W. 2017. *Buku ajar neurologi*, Jakarta, Departemen Neurologi FKUI-RSCM.
- Gong, S., Zhou, Z., Zhou, M., Lei, Z., Guo, J., Chen, N. & He, L. 2016. Validation of risk scoring models for predicting stroke-associated pneumonia in patients with ischaemic stroke. *Stroke Vasc Neurol*, 1, 122-126.
- Haast, R. A., Gustafson, D. R. & Kiliaan, A. J. 2012. Sex differences in stroke. *J Cereb Blood Flow Metab*, 32, 2100-7.
- Hannawi, Y., Hannawi, B., Rao, C. P., Suarez, J. I. & Bershad, E. M. 2013. Stroke-associated pneumonia: major advances and obstacles. *Cerebrovasc Dis*, 35, 430-43.
- Hassan, M., Tuckman Howard, P., Patrick Robert, H., Kountz David, S. & Kohn Jennifer, L. 2010. Hospital length of stay and probability of acquiring infection. *International Journal of Pharmaceutical and Healthcare Marketing*, 4, 324-338.
- Hoffmann, S., Malzahn, U., Harms, H., Koennecke, H. C., Berger, K., Kalic, M., Walter, G., Meisel, A. & Heuschmann, P. U. 2012. Development of a clinical score (A2DS2) to predict pneumonia in acute ischemic stroke. *Stroke*, 43, 2617-23.

Etc.



## USE OF MOBILE-APP FOR OLDER PEOPLE WITH CHRONIC DISEASES TO COPE WITH THE COVID-19 PANDEMIC

Ni Luh Putu Dian Yunita Sari\*, I Kadek Prastikanala

Lecturer, Department of Nursing, STIKes Bina Usada Bali, Jl. Raya Padang Luwih, Tegal Jaya, Dalung, Kuta Utara, Badung, Bali, Indonesia, Corresponding author: [dian.yunita@binausadabali.ac.id](mailto:dian.yunita@binausadabali.ac.id)

### Abstract

The older people with chronic diseases are one of the populations that have a susceptibility to COVID-19. The community-based to help older people manage their lifestyle was postponed due to avoiding crowds and physical contacts.. This literature review aims to describe a mobile-app for the older people with chronic diseases and its benefits. The method used in this study is a literature review. This study is analyzed by selecting some literature that is relevant to the purpose of writing in order to obtain new conclusions. Online databases used are ProQuest, Pubmed and Science Direct starting from 2019 to 2021. The keywords used to sort articles in this study are: 1) older people, 2) mobile app, 3) COVID-19. There was ten selected articles that analyzed. This literature review resulted in three main themes in the use of mobile-apps for the older people with chronic diseases, namely (1) monitoring of chronic diseases and COVID-19, (2) management of chronic diseases and COVID-19, and (3) the perspective of elderly caregivers. These results can be used as a basis for creating mobile-app-based educational media, monitoring, and self-management of chronic diseases for the elderly and their caregivers.

Keywords: COVID-19, Aged, Technology, Chronic Disease

### Reference

- Alligood, M. R. 2014. *Nursing theorists and their work, Nursing Theorists and Their Work (8th edn)*. doi: 10.5172/conu.2007.24.1.106a.
- Creber, R. M. M., Hickey, K. T. and Maurer, M. S. 2016. Gerontechnologies for older patients with heart failure: What is the role of smartphones, tablets, and remote monitoring devices in improving symptom monitoring and self-care management?', *Current Cardiovascular Risk Reports*. Current Cardiovascular Risk Reports, 10(30), pp. 1–8. doi: 10.1007/s12170-016-0511-8.
- Echeverr, P. *et al.* 2020. 'COVIDApp as an innovative strategy for the management and follow-up of covid-19 cases in long-term care facilities in catalonia: implementation study', *JMIR Public Health and Surveillance*, 6(3), pp. 1–9. doi: 10.2196/21163.
- Health Ministry of Indonesia 2019a. Hipertensi penyakit paling banyak diidap masyarakat'. Health Ministry of Indonesia, pp. 1–3. Available at: <https://www.kemkes.go.id/article/view/19051700002/hipertensi-penyakit-paling-banyak-diidap-masyarakat.html>.
- Health Ministry of Indonesia 2019b. Infodatin: Hari diabetes sedunia tahun 2018'. Jakarta: Health Ministry of Indonesia, pp. 1–10. Available at: <https://www.kemkes.go.id/article/view/19051700002/hipertensi-penyakit-paling-banyak-diidap-masyarakat.html>.
- Etc.

## PREVENTION OF COVID-19 TRANSMISSION IN ISLAMIC BOARDING SCHOOLS

### (PESANTREN): LITERATURE REVIEW

Umami Malikah Balqis<sup>1\*</sup>, Obar<sup>1</sup>, Sri Hartati<sup>1</sup>, Sifa Fauziah<sup>1</sup>, Papat Patimah<sup>1</sup>, Ricko Dwi Haryanto<sup>1</sup>, Shinta Arini Ayu<sup>1</sup>

Lecturer, Department of Nursing, STIKes Permata Nusantara, Jl. Raya Cibeber KM. 8 Cibeber– Cianjur, Indonesia, Corresponding author: [ummimalikalbalqis@gmail.com](mailto:ummimalikalbalqis@gmail.com)

#### Abstract

COVID-19 is a disease caused by the SARS Cov-2 type corona virus which triggers respiratory infections. Covid-19 has been designated as a global pandemic with a high risk of transmission in densely populated areas, one of which is Islamic Boarding Schools (Pesantren). The high social interaction of students in Pesantren causes students to be in a group at risk of being exposed to the corona virus. The purpose of this study is to find out the prevention of the transmission of Covid-19 in the Pesantren environment. The writing methodology used is a literature review using various articles from Google Scholar, ScienceDirect, and ProQuest according to the inclusion and exclusion criteria of the journal that have been determined. The results of this study are that Islamic boarding schools have attempted to prevent the transmission of Covid-19, including conducting health education related to preventing the transmission of Covid-19, providing hand washing facilities, conducting Tracing-Testing-Therapy for students with indications of Covid-19, providing self-isolation facilities, and implementing strict health protocols for all pesantren residents. The results of this study are expected to be a reference for related institutions to improve the quality of preventing the transmission of Covid-19 in the pesantren environment.

Keywords: Covid-19; Pesantren; Preventions; Students; Transmition

#### Reference

- Burns, A. a. C. and Gutfraird, A. (2021) 'Effectiveness of isolation policies in schools: Evidence from a mathematical model of influenza and COVID-19', *PeerJ*, 9, pp. 1–16. doi: 10.7717/peerj.11211.
- Edward, P. R. *et al.* (2021) 'Screening Students and Staff for Asymptomatic COVID-19 in Chicago Schools', *The Journal of Pediatrics*. doi: 10.1016/j.jpeds.2021.08.017.
- Hanafi, Y. *et al.* (2021) 'The new identity of Indonesian Islamic boarding schools in the "new normal": the education leadership response to COVID-19', *Heliyon*, 7(3). doi: 10.1016/j.heliyon.2021.e06549.
- Hayat, A. *et al.* (2020) 'Minimalisasi Penyebaran COVID 19 Pada Lingkungan Pesantren, Sekolah dan Puskesmas Melalui Bantuan Alat Wastafel Portabel', *JURNAL TEPAT: Applied Technology Journal for Community Engagement and Services*, 3(2), pp. 65–72. doi: 10.25042/jurnal\_tepat.v3i2.139.
- Kahfi, S. and Kasanova, R. (2020) 'Manajemen Pondok Pesantren Di Masa Pandemi Covid-19', *Pendekar: Jurnal Pendidikan Berkarakter*, 3(1), pp. 26–30.
- Luth, L. and Meriwijaya, M. (2021) 'Implementasi Kebijakan Pencegahan Dan Penanganan Covid-19 Di Pondok Pesantren Modern Selamat Kabupaten Kendal, Jawa Tengah', *Kybernan: Jurnal Studi Pemerintahan*, 4(1), pp. 90–109. doi: 10.35326/kybernan.v4i1.1142.
- Etc.

## RELATION BETWEEN PHYSICAL ACTIVITY AND BLOOD PRESSURE IN PATIENTS WITH HYPERTENSION

Melani Shaputri,<sup>1,\*</sup> Solha Clrifda,<sup>2</sup> Kaimuddin,<sup>2</sup> Ismail Fahmi<sup>2</sup>

1. Ners Profession Student, Department of Nursing, Polytechnic Health Minister of Jambi, Jl. Dr. Tazar, Buluran Kenali – Jambi, Indonesia, Corresponding author: [melanishaputri09@gmail.com](mailto:melanishaputri09@gmail.com)
2. Lecturer, Department of Nursing, Polytechnic Health Minister of Jambi, Jl. Dr. Tazar, Buluran Kenali – Jambi, Indonesia

### Abstract

Hypertension is a non-communicable disease that is one of the leading causes of death in the world. Hypertension is abnormal blood pressure in the arteries characterized by systolic blood pressure values above 140 mmHg and diastolic blood pressure above 90 mmHg. One of the non-pharmacological treatments is doing regular and adequate physical activity. This research aims to explore the information based on evidence-based nursing about the relation between physical activity and blood pressure in patients with hypertension. Quantitative research with a review literature approach using electronic databases via Google Scholar, Portal Garuda, dan PubMed. Keywords used physical activity, hypertension, blood pressure. The inclusion criteria in the article year used 2017-2021, and the original research is accessed full text, Indonesian language, and English. A study literature review related to ten articles on the relation between physical activity and blood pressure in patients with hypertension concluded that physical activity reduces the risk of increased blood pressure by improving cardiac efficiency. Generally, physical activity is categorized into light, moderate and heavy. Several studies prove activities with rich intensity can show lower blood pressure significantly. However, external factors were also increasing blood pressure, like unhealthy lifestyle and psychological conditions.

Keywords: Blood Pressure, Hypertension, Physical Activity.

### Reference

- Hamrik, Z. *et al.* (2014) 'Physical activity and sedentary behaviour in Czech adults: Results from the GPAQ study', *European Journal of Sport Science*, 14(2), pp. 193–198. doi: 10.1080/17461391.2013.822565.
- Hasanudin, Adriyani, V. M. and Perwiraningtyas, P. (2018) 'Hubungan Aktivitas Fisik Dengan Tekanan Darah Pada Masyarakat Penderita Hipertensi Di Wilayah Tlogosuryo Kelurahan Tlogomas Kecamatan Lowokwaru Kota Malang', *Journal Nursing News*, 3(1), pp. 787–799.
- Hegde, S. M. and Solomon, S. D. (2015) 'Influence of Physical Activity on Hypertension and Cardiac Structure and Function', *Current Hypertension Reports*. doi: 10.1007/s11906-015-0588-3.
- Kantha, D. S. I. K. (2018) 'Physical activity and the prevention of hypertension', *Current Hypertension Reports*, 15(6), pp. 659–668. doi: 10.1007/s11906-013-0386-8.
- Karim, N. A., Onibala, F. and Kallo, V. (2018) 'Hubungan Aktivitas Fisik Dengan Derajat Hipertensi Pada Pasien Rawat Jalan Di Wilayah Kerja Puskesmas Tagulandang Kabupaten Sitaro', *Jurnal Kesehatan*, 6, pp. 1–6.
- Etc.



## CAN ZINC CONSUMPTION REDUCE DYSGEUSIA SYMPTOMS IN COVID-19 PATIENTS?: A NARRATIVE REVIEW

Lasro Theresia Siburian,<sup>1,\*</sup> Regina. S Turnip,<sup>1</sup> Ismail Fahmi,<sup>2</sup>

1. Student, Department of Nursing, Poltekkes Kemenkes Jambi, Jl. H. Agus Salim, Indonesia, Corresponding author: [lasro22@gmail.com](mailto:lasro22@gmail.com)
2. Lecturer, Departement Of Nursing, Poltekkes Kemennkes Jambi, J. H. Agus Salim, Indonesia

### Abstract

Dysgeusia is a condition of cranial nervus dysfunction VII, IX, X, which causes a decrease in the ability to taste the tongue, so the patients cannot feel the food and cause patients to lack nutrients intake that should be able to improve their condition. To describe the effectiveness of the administration of zinc intake for the therapy of covid-19 patients that reduce symptoms of dysgeusia. Several narrative review source searches from several databases PubMed, google scholar, science direct, and DOAJ with treatment keywords in patients with symptoms of dysgeusia Covid-19. Our article is included in the last five years of publication in 2016-2021. Papers are limited to English. We found 13 articles that discuss the effectiveness of zinc in reducing symptoms of dysgeusia in covid-19 patients, dysgeusia that occurs in Covid-19 patients due to inflammation in the salivary glands that have angiotensin 2 (ACE2) conversion enzyme receptors, based on zinc research, is considered able to repair epithelial cells damaged by inflammation caused by Covid-19. Symptoms of dysgeusia can cause patients to lack nutrients that are the main source of recovery after being infected with Covid-19. One treatment can be done by providing additional zinc intake that helps maintain the sensation of taste due to inflammation caused by Covid-19.

Keywords: Covid-19, Dysgeusia, Zinc, Dysgeusia management

### Reference

- Abdelmaksoud, A. A. *et al.* (2021) 'Olfactory Disturbances as Presenting Manifestation Among Egyptian Patients with COVID-19: Possible Role of Zinc', *Biological Trace Element Research*. doi: 10.1007/s12011-020-02546-5.
- Joachimik, M. P. (2021) 'Zinc against covid-19? Symptom surveillance and deficiency risk groups', *PLoS Neglected Tropical Diseases*, 15(1), pp. 1–17. doi: 10.1371/journal.pntd.0008895.
- Kumbargere Nagraj, S. *et al.* (2017) 'Interventions for managing taste disturbances', *Cochrane Database of Systematic Reviews*, 2017(12). doi: 10.1002/14651858.CD010470.pub3.
- Lozada-Nur, F. *et al.* (2020) 'Dysgeusia in COVID-19: Possible Mechanisms and Implications', *Oral Surgery, Oral Medicine, Oral Pathology and Oral Radiology*, 130(3), pp. 344–346. doi: 10.1016/j.oooo.2020.06.016.
- Mehraeen, E. *et al.* (2021) 'Olfactory and gustatory dysfunctions due to the coronavirus disease (COVID-19): a review of current evidence', *European Archives of Oto-Rhino-Laryngology*, 278(2), pp. 307–312. doi: 10.1007/s00405-020-06120-6.
- Etc.

## MENTAL HEALTH NURSING PRACTICE IN SUPPORTING THE TASK OF INDONESIAN NATIONAL ARMY: LITERATURE REVIEW

Alfunnafi' Fahrul Rizzal,<sup>1,\*</sup> Miftakhul ilmi,<sup>2</sup> Yudha Wastu Wicaksono,<sup>2</sup> Indari<sup>3</sup>

1. Lecturer, Mental Health Nursing Department, ITSK RS dr. Soepraoen, Malang, Indonesia, Corresponding author: [fahrulrizzal@itsk-soepraoen.ac.id](mailto:fahrulrizzal@itsk-soepraoen.ac.id)
2. Student, Diploma of Nursing, ITSK RS dr. Soepraoen, Malang, Indonesia
3. Lecturer, Mental Health Nursing Department, ITSK RS dr. Soepraoen, Malang, Indonesia

### Abstract

Mental health is a basic need to supporting the task of the Indonesian national army. Mental health services in Indonesia's national army included promotive, preventive, curative, and rehabilitation programs. This article aims to review the mental health nursing practice role in the Indonesian national army health service. The method of this study is a non-systematic literature review towards 8 articles that have been accessed in Database Proquest, Ebscohost, and google scholar search engine. A search keyword is "nursing," Indonesian national army," Mental health nursing". The result of this study has shown that mental health nursing is administer in hospital setting. In the case of soldier with mental health disorder are handled by a psychiatrist and a nurses. There is no mental health nursing standard in handling patient with mental health disorder. Development of mental health standards and healthcare system to be recommendation in this article.

Keywords: Mental Health Nursing, Indonesian National Army, Mental Health

### Reference

- Araya, R et al. (2011) 'Global Mental Health 4 : Scale up of services for mental health in low-income and middle-income countries', Series 1592 [www.thelancet.com](http://www.thelancet.com) Lancet.
- Dinie Ratri Desiningrum (2012) 'Hubungan self-esteem dengan penyesuaian diri terhadap masa pensiun pada pensiunan Perwira Menengah TNI AD', Psikologia: Jurnal Pemikiran dan Penelitian Psikologi. doi: 10.32734/psikologia.v7i1.2527.
- Dobbs, B. D. (2009) 'Soldiers' Stress : What Doctors Get Wrong about PTSD', Scientific American.
- Donahue, J. J. et al. (2017) 'Acceptance and Commitment Therapy for Anger Dysregulation with Military Veterans: A Pilot Study', Journal of Contemporary Psychotherapy, 47(4), pp. 233–241. doi: 10.1007/s10879-017-9361-z.
- Kartini, R., Zakiyah, Z. and Narulita, S. (2018) 'Hubungan Mekanisme Koping Terhadap Tingkat Stres Prajurit TNI Angkatan Darat', Jurnal Kesehatan. doi: 10.46815/jkanwvol8.v7i1.78.
- Kusmiyati, N. and Efendy, H. (2017) 'The Leadership of Women in Military on Military Organization', International Journal of Human Resource Studies. doi: 10.5296/ijhrs.v7i4.11911.
- Lardo, S. (2020) 'Transformation of infectious diseases and the Indonesian national military health research collaboration in supporting national health security', Infectious Disease Reports. doi: 10.4081/idr.2020.8763.
- Etc.

## PRONATION POSITION OF OXYGEN SATURATION AND PULSE FREQUENCY IN LOW BIRTH WEIGHT BABIES: LITERATURE REVIEW

Desi Sarli<sup>1,\*</sup>, Syalvia Oresti<sup>1</sup>, Faridah Moh. Said<sup>2</sup>, Cici Nova Runia<sup>3</sup>

1. Lecturer, Department of Midwifery, STIKes Alifah Padang, Jl. Khatib Sulaiman No.52 B – Padang, Indonesia, Corresponding author: [desi\\_sarli@yahoo.com](mailto:desi_sarli@yahoo.com)
2. Lecturer, Department of Nursing, Lincoln University College, Wisma Lincoln No 12-18, SS 6/12 street – Petaling Jaya, 47301, Malaysia.
3. Student, Department of Nursing, STIKes Alifah Padang, Jl. Khatib Sulaiman No.52 B – Padang, Indonesia.

### Abstract

Data from World Health Organization 2018 shows the prevalence of LBW is estimated at 21% globally with a limit of 4.5%-40%. Basic Health Research Data LBW cases in Indonesia are 6.2%. LBW babies often have complications in the form of Respiratory Distress Syndrome and an increase in pulse rate. One way to prevent complications is to place the baby in a prone position. Based on scientific article searches, this literature review aims to determine the effect of pronation position on oxygen saturation, pulse rate, and respiratory rate in LBW infants. This type of research is a Literature Review that has been carried out from February to August 2021. Journal searches were carried out on the electronic basis of Google Scholar, Garuda Portal, One Search, and Pubmed, totaling 30 articles. The literature used is literature published from 2016 - 2021. The study results of 30 articles found that the average oxygen saturation before and after being given a pronation position was in the range of 90.27% - 98.1%. The average pulse frequency before and after being given a pronation position was in the range of 140.9 x/minute - 144.87 x/minute. The average breathing frequency before and after being given a pronation position was in the range of 44.18 x/minute - 69.50 x/minute. All articles have the effect of pronation position on oxygen saturation in infants (LBW). There are 25 articles on the effect of the pronation position on the pulse rate in LBW infants and five articles on the no effect of the pronation position on the pulse frequency in LBW infants. There are 26 articles on the effect of the pronation position on the respiratory rate in LBW infants and four articles on the no effect of the pronation position on the respiratory rate in LBW infants. It was concluded that the pronation position affected the oxygen saturation, pulse rate, and respiratory frequency in LBW infants. It is expected for nursing services to make the provision of a pronation position as one of the nursing interventions and become a standard operating procedure in the management of LBW infants.

Keywords: Pronation Position, Oxygen Saturation, Pulse Frequency, Respiratory Frequency, LBW

### Reference

- Anggraeni, L. D., Indiyah, E. S. and Daryati, S. (2019) 'Pengaruh Posisi Pronasi Pada Bayi Prematur Terhadap Perubahan Hemodinamik', *Journal of Holistic Nursing Science*, 6(2), pp. 52-57.
- Apriliawati, A. (2016) 'The Effect Of Prone Position To Oxygen Aturations'level And Respiratory Rate Among Infants Who Being Installed Mechanical Ventilation In Nicu Koja Hospital', in *The 2nd International Multidisciplinary Conference 2016 November 15th*, pp. 541-546.
- Mukhlis, H. and Marini, M. (2020) 'Pengaruh terapi murottal terhadap denyut nadi dan pernafasan pada bayi dengan berat badan lahir rendah', *Indonesia Berdaya*, 1(1), pp. 29-37.

Etc.

The 1st International Allied Health Student Conference (IAHSC) 2021  
Indonesia, September 14-15 2021



**NURSING CARE FOR THE PATIENT MRS. Y WITH ISCHEMIC STROKE WITH COMPLICATED FACTORS HYPOKALEMIA IN THE CEMPAKA ROOM OF WEST BEKASI PRIVATE HOSPITAL DURING THE COVID-19 PANDEMIC**

Christine Rodo, Devi Susanti

Department of Nursing, STIKes Mitra Keluarga, Jl. Pengasinan Rawa Semut, Margahayu – Bekasi, Indonesia,

Corresponding author: [christinero04@gmail.com](mailto:christinero04@gmail.com)

## Abstract

Stroke is an important health problem and needs attention. Ischemic stroke is a loss of brain function caused by the cessation of blood supply to part of the brain, which is caused by a thrombus or embolus. Stroke or cerebral blood circulation disorder (GPDO) is a neurological disease that is often encountered and must be treated quickly and appropriately. According to the results of the Regional Health Research (RIKESDAS) West Java Province has a stroke prevalence of 11.4% and has the highest estimated number of sufferers, namely 131,846 people. Based on data from the medical records of private hospitals in West Bekasi, in the last year, data were obtained as many as 101 patients or about 1.98%. Based on the stroke prevalence data above, it was found that the incidence of stroke is increasing every year. To find out how to provide nursing care to patients with ischemic stroke with complicating factors of hypokalemia in the cempaka ward of the West Bekasi private hospital. Method: The design of this study is a descriptive method with a case study approach using purposive sampling, namely the treatment and observation of ischemic stroke patients with hypokalemia complicating factors, treated in the Medical Room of a Private Hospital in West Bekasi. The results of the study obtained 4 nursing diagnoses, namely ineffective cerebral perfusion related to embolism, electrolyte imbalance related to fluid imbalance, swallowing disorders associated with cerebral paralysis, risk of injury associated with decreased psychomotor function, and impaired physical mobility associated with decreased muscle strength. The priority intervention in the diagnosis of ineffective cerebral perfusion related to embolism is to assess for signs of elevated ICP. The priority intervention in the diagnosis of electrolyte imbalance related to fluid imbalance is a record intake-output and 24-hour fluid balance count. The priority intervention in diagnosing the risk of injury related to decreased psychomotor function is calculating the risk of falling using the Fall Morse Scale every day. Priority intervention in the diagnosis of swallowing disorders is monitoring the level of consciousness and swallowing ability. The priority intervention in the diagnosis of impaired physical mobility associated with decreased muscle strength is to teach simple mobilizations to be performed. Nursing care for patients with ischemic stroke needs to pay attention to nursing problems, namely cerebral perfusion without complications.

**Keywords:** Embolus, Ischemic stroke, Nursing care Prevalence, Thrombus.

## Reference

- Aninditha, T., Sitorus, F., & Ranakusuma, T. A. S. (2009). Prevalensi Hipokalemia pada Pasien dengan Kegawatan Neurologi di Ruang Rawat Neurologi RSUPN Cipto Mangunkusumo. *Neurona (Majalah Kedokteran Neuro Sains Perhimpunan Dokter Spesialis Saraf Indonesia)*, 26(2).
- Doenges, M.E & Moorhouse, M.F & Geissler, A. . (2012). Rencana Asuhan Keperawatan Pedoman asuhan pasien anak-dewasa (Devi Y, dkk. penerjemah). EGC.

Etc.

**The 1st International Allied Health Student Conference (IAHSC) 2021  
Indonesia, September 14-15 2021**

## FAMILY SUPPORT OF YOUTH WITH THALASSEMIA

Dewi Rejeki,<sup>1</sup> Yuli Utami,<sup>2\*</sup> Sari Narulita,<sup>2</sup> and Nani Asna Dewi<sup>3,4</sup>

1. Student, Binawan University, Jl. Raya Kalibata No.25, RT.9/RW.5, Cawang, Kec. Kramat jati, Kota Jakarta Timur, Indonesia
2. Lecturer, Department of Nursing, Binawan University, Jl. Raya Kalibata No.25, RT.9/RW.5, Cawang, Kec. Kramat jati, Kota Jakarta Timur, Indonesia, Corresponding author: [yuli@binawan.ac.id](mailto:yuli@binawan.ac.id)
3. Lecturer, STIKES PKP Jayakarta Jalan Raya PKP, Kelapa Dua Wetan, Ciracas, RT.1/RW.8, Klp. Dua Wetan, Kec. Ciracas, Kota Jakarta Timur, Daerah Khusus Ibukota Jakarta 13730
4. Board Development Manager, LP3K Nurse Share Idea, Indonesia

### Abstract

Thalassemia is one of the genetic disorders characterized by the decrease or absence of one of the globin chains, either alpha chain or beta chain. Which are the main components of normal hemoglobin. Thalassemia has become serious health issue in Mediterranean, Middle East, India, and South East Asia, including Indonesia. The thalassemia gene frequency in Indonesian population ranging from 3-8%. Adolescent is the transition period from children to adult. Thalassemia adolescents express psychosocial reaction and unpleasant experience due to the lifetime treatment routines that they must face off. These impact on the adolescents' family and self-esteem. This study aims to analyze the relationship between family support and self-esteem of thalassemia adolescents. This was a quantitative study design with phenomenology approach. A total of 50 subjects were collected with purposive sampling technique. Data were obtained by from questionnaire and analyzed using Spearman Rho method with cross sectional approach. The statistical result with Spearman Rho method shows significant p value of 0.024 ( $p < 0.05$ ) and r value of 0.319. The positive correlation implies that both variables are moving in same direction with weak relationship. These results are in accordance with the hypothesis that family support are related with self-esteem of thalassemia adolescents. Family support in thalassemia adolescents is high and no thalassemia adolescents present with low self-esteem, mostly normal. The correlation between these two variables is weak but significant.

Keywords: Family Support, Genetic, Self-Esteem, Teenagers, Thalassemia

### Reference

- Albaroroh. (2016). Interaksi Sosial di Panti Asuhan dalam Membentuk Tingkah laku Anak (Studi di Balai Rehabilitasi Sosial dan Pengasuhan Anak (BRSPA) Sleman Yogyakarta. Yogyakarta: Universitas Islam Negeri Sunan Kalijaga.
- Dewi jayanti, RA et al (2018). Hubungan antara *Self Esteem* dengan *Psychological Well-Being* pada Pasien Thalassemia Beta Mayor Usia Dewasa Awal di RS. X Bandung. Artikel . Bandung : Spesia. Diakses 19 Oktober 2018. <http://karyailmiah.unisba.ac.id/index.php/psikologi/article/view/11705>
- Fitria, R. (2015). Hubungan harga diri mahasiswa dengan kemampuan aktualisasi diri dalam proses belajar metode *seven jump* di program studi ilmu keperawatan Universitas Islam Negeri Syarif Hidayatullah Jakarta. Skripsi. Jakarta: UIN Syarif Hidayatullah. Diakses: 4 November 2018 <http://repository.uinjkt.ac.id/dspace/bitstream/123456789/28996/1/rahma%20fitra-FKIK.pdf>

Etc.

The 1st International Allied Health Student Conference (IAHSC) 2021  
Indonesia, September 14-15 2021

## THE EFFECT OF SOCIAL SUPPORT ON PERINATAL DEPRESSION

Lina Herida Pinem

Lecturer, Department of Nursing, STIKes Mitra Keluarga, Jl. Pengasinan Rawa Semut, Margahayu – Bekasi, Indonesia, Corresponding author: [lina@stikesmitrakeluarga.ac.id](mailto:lina@stikesmitrakeluarga.ac.id)

### Abstract

The COVID-19 pandemic is a hard time for perinatal women. They haven't got vaccinated, so they are a vulnerable group. The pandemic condition caused an economic crisis and social restrictions. It causes a lack of contact with family and friends who are the maternal support system. The lack of social support during the perinatal period will increase stress on the mother, even developing into depression. Perinatal depression reported has increased during the pandemic from 15% to 41%. This study aims to determine the impact of social support on perinatal depression using the literature review method on articles published in 2016-2021. The results of this study indicate that lack of social support contributed to perinatal depression and that social support interventions from family, friends, health workers, and especially husbands can significantly reduce symptoms of depression. Social support interventions can take the form of Video-Delivered Family Therapy for Home Visits, WazzUp Mama, Web-based approaches, assistance in carrying out maternal and infant care activities, and overcoming postnatal pain. This study concludes was health workers need to innovate digital or direct interventions to provide social support to prevent perinatal depression especially during this pandemic.

Keywords: Covid-19, depression, intervention, perinatal, social support

### Reference

- Alit Armini, N. K., Tristiana, R. D. and Ose Tokan, A. (2017) 'Husband's Support is Needed to Prevent Postpartum Depression', 3(Inc), pp. 4–7. doi: 10.2991/inc-17.2017.7.
- Anokye, R. et al. (2018) 'Prevalence of postpartum depression and interventions utilized for its management', Annals of General Psychiatry. BioMed Central, 17(1), pp. 1–8. doi: 10.1186/s12991-018-0188-0.
- Bahrami, M. (2018) 'h c v i o e f h c v i o e f', 12(4). doi: 10.5812/ijpbps.66998.Original.
- Baumel, A. and Schueller, S. M. (2016) 'Adjusting an Available Online Peer Support Platform in a Program to Supplement the Treatment of Perinatal Depression and Anxiety', JMIR Mental Health, 3(1), p. e11. doi: 10.2196/mental.5335.
- Cluxton-Keller, F. et al. (2018) 'Video-Delivered Family Therapy for Home Visited Young Mothers With Perinatal Depressive Symptoms: Quasi-Experimental Implementation-Effectiveness Hybrid Trial', JMIR Mental Health, 5(4), p. e11513. doi: 10.2196/11513.
- Davenport, M. H. et al. (2020) 'Moms Are Not OK: COVID-19 and Maternal Mental Health', Frontiers in Global Women's Health, 1(June), pp. 1–6. doi: 10.3389/fgwh.2020.00001.
- Duffeey, J. et al. (2019) 'A Group-Based Online Intervention to Prevent Postpartum Depression (Sunnyside): Feasibility Randomized Controlled Trial', JMIR Mental Health, 6(5), p. e10778. doi: 10.2196/10778.
- Fontein-Kuipers, Y. J. et al. (2016) 'The effect of Wazzup Mama?! An antenatal intervention to prevent or reduce maternal distress in pregnancy', Archives of Women's Mental Health. Archives of Women's Mental Health, 19(5), pp. 779–788. doi: 10.1007/s00737-016-0614-8.

Etc.

The 1st International Allied Health Student Conference (IAHSC) 2021  
Indonesia, September 14-15 2021



## NURSING SECTION CARE INDICATION WITH HEAVY-SEVERE PRE-ECLAMPSIA

Atikah Putri Purwanti<sup>1\*</sup>, Aulia Yoli Saputri<sup>1</sup>, Edita Astuti Panjaitan<sup>2</sup>

1. Student, Departemen of Nursing, STIKes Mitra Keluarga, Jl. Pengasinan Rawa Semut, Margahayu – Bekasi, Indonesia, Corresponding author: [atikahputriprw@gmail.com](mailto:atikahputriprw@gmail.com)
2. Lecturer, Departemen of Nursing, STIKes Mitra Keluarga, Jl. Pengasinan Rawa Semut, Margahayu – Bekasi, Indonesia.

### Abstract

Severe preeclampsia is a vasospastic found disease after 20 weeks of gestation or early postpartum which characterized by proteinuria. Complications of preeclampsia are one of the causes of prenatal maternal morbidity and mortality. The management of preeclampsia has not resulted a significant change in the outcome so far. This case study aims to identify between theories, cases, and apply care to pre-eclampsia women. This case study involved a preeclampsia woman with a gestational age of 37 weeks involving case study subjects. The data collected is based on the assessment format and urine protein supporting examination. The data collected was analyzed by descriptive method. The results of the study were the mothers 'history of severe preeclampsia in the first-second pregnancies (indications for sectio caesarea) at diagnosis. There's a history between theory and cases, the diagnosis namely of risk in blood level instability associated with. Furthermore, the implementation of the intervention specified in the diagnosis can be noticed. Follow-up the findings in the case care in severe preeclampsia cases should be optimized by referring to evidence-based practices and interventions. As a promotor effort, it is hoped the health workers will provide health education to control blood pressure regularly during pregnancy.

Keywords: Maternal Mortality Rate, Preeclampsia, Sectio Caesarea.

### Reference

- Bramantyo, L. (2016). Operasi Caesar Masalah dan Solusinya. Pustaka Pembangunan Swadaya Nusantara.
- Legawati, & Utama, N. R. (2017). Analisis Faktor Risiko Kejadian Preeklampsia Berat Di RSUD Rujukan Kabupaten dan Provinsi Kalimantan Tengah. Jurnal Surya Medika, 3(1), 1–18. [journal.umpalangkaraya.ac.id](http://journal.umpalangkaraya.ac.id)
- Mayrink, J., Costa, M., & Cecatti, J. (2018). Preeclampsia in 2018: Revisiting Concepts, Physiopathology, and Prediction. Scientific World Journal. <https://doi.org/10.1155/2018/6268276>
- Osungbade, K., & Ige, O. K. (2011). Public Health Perspectives of Preeclampsia in Developing Countries: Implication for Health System Strengthening. Journal of Pregnancy. <https://doi.org/10.1155/2011/481095>
- Perwitasari, N. D., Sukyati, I., Keperawatan, A., Rebo, P., Maternitas, D. K., & Timur, J. (2018). Asuhan Keperawatan Pasca Partum Tindakan Sectio Caesarea Atas Indikasi Hipertensi Dalam Kehamilan. 4(2), 124–137.
- SDKI. (2016). Standar Diagnosis Keperawatan Indonesia Definisi dan Indikator Diagnostik (T. P. S. D. PPNI (ed.)).
- Etc.

## THE RELATIONSHIP BETWEEN CHEMOTHERAPY CYCLE AND PSYCHOSOCIAL PROBLEMS IN BREAST CANCER PATIENT

Sri Handayani<sup>1,\*</sup>, Ulfah Nurkarim<sup>2</sup>, Puji Astuti Wiratmo<sup>2</sup>

1. Nurse, RSUD Koja North Jakarta : [pujiaw@gmail.com](mailto:pujiaw@gmail.com)

2. Lecturer, Department of Nursing Binawan University, Jl Kalibata Raya No 25 East Jakarta

### Abstract

Chemotherapy to breast cancer patients need to be delivered for several cycles. Besides causing physiological effects, chemotherapy causing psychological impacts on patients. The fulfillment of psychosocial needs is important to promote patients' quality of life caused by changes in physical, social, cognitive, spiritual, emotional and role functions. The purpose of this study was to determine the relationship between chemotherapy cycles and psychosocial problems in breast cancer patients. This research is quantitative correlation design with 54 breast cancer patients were recruited as sample by purposive sampling. Data collection was carried out during April 2020 to June 2020 at Koja hospital Jakarta using Depression Anxiety Stress Scale (DASS 21) to identify psychosocial problems. Spearman rank test was conducted to analyze the relationship between chemotherapy cycles and psychosocial problems. The results showed that there was a relationship between chemotherapy cycles and psychosocial problems (p value 0.001). However it showed a weak relationship between the two variables (r 0.257). Psychosocial problems that were identified were anxiety (53%), depression (9.3%), low self-esteem (16.7%) and stress (20.4%). Nurses need to provide nursing care while patients are undergoing chemotherapy so that psychosocial problems can be identified and nursing interventions can be delivered appropriately.

Keywords: chemotherapy, breast cancer, nursing care, psychosocial problems

### Reference

- Adamson, J.W..L.L., 2010. *Anemia and Polycythemia*. Pemenuhan Kebutuhan Psikososial Pasien Kanker Payudara Yang Menjalani Kemoterapi Di RSUD Tugurejo Semarang ed. Semarang: Fakultas Kedokteran Universitas Diponegoro.
- Apdani, R., 2011. *Karakteristik Penderita Kanker Paru Yang Dirawat Inap Di Bangsal Paru Rumah Sakit Umum Dr. Soedarso Pontianak Periode 1 Januari 2006 -31 Desember 2010*. Pontianak: Progra Studi Pendidikan Dokter Fakultas Kedokteran Dan Ilmu Kesehatan Universitas Tanung Pura.
- Ariani, S., 2015. *Stop Kanker*. Yogyakarta: Istana Media.
- Arikunto, S., 2013. *Prosedur Penelitian: Suatu Pendekatan Praktik*. Jakarta: Rineka Cipta.
- Ates, O..S.C..B.T..S.F..K.N..A.D..S.A.R..a.A.K., (2016). Assessment of Psychosocial Factors And Distress In Women Having Adjuvant Endocrine Therapy for Breast Cancer: The Relationship Among Emotional Distress and Patient and Treatment Related Factors. *Hacettepe University Cancer Institute, Springerplus*, 5.
- Bogaarts, M.P.J..O.B.L.D..R.J.A..R.J.M.G.H.V..B.L.V..V.a.J.D., 2010. Development of the Psychosocial Distress Questionnaire-Breast Cancer (PDQ-BC): a breast cancer-specific screening instrument for psychosocial problems. *Support Care Cancer*.
- Etc.

## RELATIONSHIP OF KNOWLEDGE AND ATTITUDE OF MOTHERS WITH EXCLUSIVE BREASTFEEDING PRACTICES IN DISTRICT TULANG BAWANG BARAT 2021

Anik Yulianty<sup>1</sup>, Sugeng Eko Irianto<sup>1</sup>, Ai Kustiani<sup>1</sup>

Program Studi Magister Kesehatan Masyarakat, Fakultas Kesehatan Universitas Mitra Indonesia, Corresponding author: [anikyulianty888@gmail.com](mailto:anikyulianty888@gmail.com)

### Abstract

Mother's knowledge and attitude in exclusive breastfeeding plays an important role in increasing the growth and development of children. The purpose of this study was to determine the relationship between the level of knowledge and attitudes of mothers in the practice of exclusive. This research is a quantitative research, with a cross sectional approach. The population in this study were all mothers who had babies > 6 months-12 months as many as 2285 with samples taken as many as 93 respondents. The object of this research is exclusive breastfeeding, knowledge and attitude. The research carried out in June 2021 in the Tulang Bawang Barat District. Collecting data using a questionnaire, data analysis is univariate, bivariate and multivariate. The results showed that there was a relationship between knowledge (p value = 0.016, OR = 3.264), and attitudes (p value = 0.001, OR = 7.848) towards exclusive. The dominant factor associated with exclusive breastfeeding, namely the attitude with a p-value of 0.000 OR 10.197. Suggestions for health workers to often provide counseling and motivate mothers about the importance of exclusive breastfeeding so that mother's knowledge is wider.

Keywords: Exclusive breastfeeding, Knowledge, and Attitude

### Reference

- Arif, N, 2009. *ASI dan Tumbuh Kembang Bayi*. Penerbit: MedPress, Yogyakarta.
- Bakri, Indriyani, Dkk. 2018. *Hubungan Dukungan Suami Dengan Pemberian Asi Eksklusif Di Wilayah Kerja Puskesmas Sempur Kota Bogor Tahun 2018*. Bogor: Jurnal Mahasiswa Kesehatan Masyarakat
- Bangekele, Elli Yane. 2018. *Hubungan Pengetahuan, Sikap, Dan Dukungan Suami Terhadap Pemberian Asi Eksklusif Di Kelurahan Pengawu Wilayah Kerja Puskesmas Nosarara*.
- Chyntaka, Mayang. 2017. *Riwayat Pemberian ASI Eksklusif dengan Stunting*. Jawa Barat: Jurnal Kebidanan Kementerian Kesehatan Republik Indonesia. 2010. *ASI Eksklusif*.
- Devriany, Ade, dkk. 2018. *Perbedaan Status Pemberian ASI Eksklusif terhadap Perubahan Panjang Badan Bayi Neonatus*. Pangkalpinang
- Harahap, N. (2010). *Faktor-faktor yang mempengaruhi ketidakberhasilan pemberian ASI Eksklusif pada suku Mandailing di wilayah kerja Puskesmas Bantan Kelurahan Medan Tembung*
- Hartatik, Tri. 2009. *Hubungan Pengetahuan Dan Sikap ibu Dengan Pemberian Asi Eksklusif Dikelurahan Gunungpati Kecamatan Gunungpati Kota Semarang Tahun 2009*. Semarang: Unnes
- Ilhami, Muhammad Fadhil. 2015. *Hubungan Tingkat Pengetahuan Ibu Tentang Asi Eksklusif Dengan Tindakan Pemberian Asi Eksklusif Di Puskesmas Kartasura*. Surakarta: UMS
- Kemenkes RI. 2018. *Metodologi Penelitian Kesehatan*. Jakarta Selatan
- Kemenkes RI. 2010. *Riset Kesehatan Dasar (RISKESDAS) 2010*. Jakarta : Kemenkes RI
- Etc.



# MEDICAL LABORATORY TECHNOLOGY

The 1st International Allied Health Student Conference (IAHSC) 2021  
Indonesia, September 14-15 2021

**ANTIBACTERIAL ACTIVITY OF LEAVES EXTRACT OF KETAPANG (*Terminalia catappa* L.)  
AGAINST PATHOGEN BACTERIA *Edwardsiella tarda* FROM LIVER ISOLATES OF CATFISH  
(*Clarias batrachus*)**

Reza Wahyuni<sup>1</sup>, Elsi Silvia<sup>1</sup>, Aulia Adriansyah<sup>1</sup>, Dea (ga tau nama lengkapnya wkwk)<sup>1</sup>, Aldi Trianda<sup>1</sup>, Welly Darwis<sup>2</sup>, Risky Hadi Wibowo<sup>2</sup>, Sipriyadi<sup>2</sup>

1. Undergraduated Student, Departement of Biology, Faculty Mathemathics and Natural Sciences, University of Bengkulu (Jl. W.R Supratman, Kandang Limun, Kota Bengkulu)
2. Lecturer, Departement of Biology, Faculty Mathemathics and Natural Sciences, University of Bengkulu (Jl. W.R Supratman, Kandang Limun, Kota Bengkulu)

**Abstract**

Ketapang (*Terminalia catappa* L.) is a plant that has potential as an antibacterial agent, one of that is against bacterial infection in catfish, namely *Edwardsiella tarda* which is a threat to catfish farming. The purpose of this research is to determine value of Minimum Inhibitory Concentration (MIC) and the antibacterial activity of methanol extract of ketapang (*Terminalia catappa* L.) leaves against the pathogenic bacteria *Edwardsiella tarda* from liver isolates of catfish (*Clarias batrachus*) causing Edwardsiellosis disease. The extract was made by maceration method with methanol 96 % ratio of 1:10 which is macerated for 7 x 24 hours. The concentration dilutions of the preliminary test of MIC, there were 20 %, 40 %, 60 %, 80 % and 100 %. Antibacterial activity test using the diffusion disc method with a concentration of 45 %, 52.5 %, 60 %, 67.5 % and 75 %. The results of the antibacterial activity test of methanol extract of ketapang leaves were able to inhibit the growth of *E. tarda* at 45 % with the diameter of inhibition zone is 13.5125 mm (strong category). The higher concentration made, the greater inhibition formed by methanol extract of Ketapang leaves. From the results obtained, it can be seen that methanol extract of Ketapang leaves has the potential to inhibit the growth of the pathogenic bacteria *Edwardsiella tarda* that causing Edwardsiellosis disease in the liver of catfish (*Clarias batrachus*).

Keyword : *Clarias batrachus*, effectiveness, *Edwardsiella tarda*, MIC, *Terminalia catappa* L

**Reference**

- A'yunin, Q. 2019. Efikasi Oxytetracycline Terhadap Kesehatan Ikan Lele (*Clarias* sp.) Yang Diinfeksi Bakteri *Edwardsiella tarda*. Vol 3 No.1.
- Abraham, T. J., Mallick, P. K., Adikesavlu, H., Banerjee, S. 2015. *Pathology of Edwardsiella tarda* infection in African catfish, *Clarias gariepinus* (Burchell 1822), fingerlings. Arch. Pol. Fish, 23:141–148.
- Brooks G. F., Butel J. S., Morse S. A. 2005. *Mikrobiologi Kedokteran [Alih Bahasa]*. Eddy Mudihardi (Penerjemah). Jakarta: Salemba Medika. 317 hlm.
- Cowan, M. M. 1999. *Plant Products As Antimicrobial Agent. Clinical Microbiology Rewiews*, 12(4): 564-582.
- Ganong, W. 2002. *Fisiologi Tumbuhan Edisi 4*. Jakarta : EGC Publisher.
- Guyton, A. C. 1997. *Anatomi dan Fisiologi Kedokteran*. Jakarta : EGC Medical Publish.
- Harborne, J. 1996. *Metode Fitokimia: Penuntun Cara Modern Menganalisis Tumbuhan. Cetakan kedua [Alih Bahasa]*. Padmawinata K, Soediro I (Penerjemah). Bandung: Penerbit ITB.
- Etc.

## EXAMINATION OF ALCOHOL LEVELS IN ALCOHOL DRINKERS USING THE ALCOHOL SALIVA STRIP TEST

Dianita Apriyanti,<sup>1,\*</sup> Siti Nurfajriah,<sup>2</sup> Maulin Inggraini,<sup>2</sup>

1. Student, Department of Medical Laboratory Technology, STIKes Mitra Keluarga, Jl. Pengasinan Rawa Semut, Margahayu – Bekasi, Indonesia, Corresponding author: [apriyantidianita552@gmail.com](mailto:apriyantidianita552@gmail.com)
2. Lecturer, Department of Medical Laboratory Technology, STIKes Mitra Keluarga, Jl. Pengasinan Rawa Semut, Margahayu – Bekasi, Indonesia

### Abstract

Alcohol is an organic compound with hydroxyl groups. Alcohol is content in ethanol-shaped drinks. The objective of this study was to determine alcohol levels on alcohol drinkers using the methods of alcohol saliva testing. The research method used is blood alcohol concentration was measured using the strip RightSign. The research design used was descriptive with the cross-sectional approach. We were using the purposive sampling technique for sampling. The sample consisted of 28 respondents. The result showed that 71% positive and 29% negative with alcohol saliva testing. Positive results due to consumption of drinks containing 10-20% alcohol in alcoholic beverages such as wine and essence type ginseng wine, along last time-consuming alcohol were 1-2 days after drinking alcohol. Negative results because of the over-consuming more than five days. This study shows that the highest age of alcohol drinkers was between 17-19 years with a percentage of 57%, as many as 68% of respondents frequently consume alcohol. The type of alcohol consumed most is 82% of type wine. 45% of respondents had the highest alcohol content 0,04% of the study also suggests that periods, the concentration of alcohol, and the type of alcohol consumed could affect BAC.

Keywords: Alcohol, alcohol saliva testing, blood alcohol concentration, ethanol, saliva

### Reference

- Hadland, S. E. and Levy, S. 2016. Objective Testing: Urine and Other Drug Tests. Child and Adolescent Psychiatric Clinics of North America. 25(3): 549–565.
- Lestari, T. R. P. 2016. Menyoal Pengaturan Konsumsi Minuman Beralkohol di Indonesia. Jurnal Aspirasi. 7(2):127–141.
- Maula, L. K. and Yuniastuti, A. 2018. Analisis Faktor Yang Mempengaruhi Penyalahgunaan dan Adiksi Alkohol pada Remaja di Kabupaten Pati. Public Health Perspective Journal. 2(2):168–174.
- Prasad Reddy, D. et al. 2015. Detection of alcohol in saliva for blood alcohol concentration using alcohol saliva strip test: A forensic aid. Journal of Dr. NTR University of Health Sciences 4(1):24–29.
- Rao Thokala, M. et al. 2014. Alcohol saliva strip test. Journal of Clinical and Diagnostic Research 8(3): 307–308.



## OVERVIEW OF LACTIC ACID LEVELS IN CORONAVIRUS DISEASE (COVID-19) PATIENTS AT ONE OF THE PRIVATE HOSPITALS IN BINTARO SOUTH TANGERANG

Ainun Gallby,<sup>1,\*</sup> Siti Nurfajriah,<sup>2</sup> Ria Amelia,<sup>2</sup>

1. Student, Department of Medical laboratory technologies, STIKes Mitra Keluarga, Jl. Pengasinan Rawa Semut, Margahayu – Bekasi, Indonesia, Corresponding author: [ainunnn41@gmail.com](mailto:ainunnn41@gmail.com)
2. Lecturer, Department of Medical laboratory technologies, STIKes Mitra Keluarga, Jl. Pengasinan Rawa Semut, Margahayu – Bekasi, Indonesia

### Abstract

An outbreak of coronavirus disease 2019 was reported for the first time in December 2019 at the Wuhan fish market, China. In COVID-19 patients, they will experience lung organ damage caused by the virus so that it interferes with the ventilation process. COVID-19 patients will experience a cytokine storm that will increase cell apoptosis which can cause pulmonary vascular and alveolar leakage (edema) causing hypoxia. Anaerobic pathways produce the final product in the form of lactic acid. The purpose of this study was to determine the description of lactic acid levels in COVID-19 patients who were treated in the ICU of a private hospital in Bintaro, South Tangerang. This research is descriptive cross-sectional using secondary data. Data analysis was displayed based on gender and age. The number of samples in this study was 141 respondents, with category 70 males and 71 females. The average value of lactic acid levels of this study is 2.36 mmol / L. Minimum yield of 0.9 mmol / L and a maximum of 5.7 mmol / L. Low lactate yield of 1 (0.7%), normal 39 (27.7%), and high 101 (71.6%). high lactic acid levels are found in all categories of adolescents, adults, and the elderly

Keywords: COVID-19, Lactic Acid, Male, Female, Age

### Reference

- Alanagreh, L., Alzoughool, F. and Atoum, M. 2020. The human coronavirus disease covid-19: Its origin, characteristics, and insights into potential drugs and its mechanisms, *Pathogens*. 9(5). doi: 10.3390/pathogens9050331.
- Asgharzadeh, M. et al. 2020. Laboratory Diagnosis of COVID-19. *Clinical Pulmonary Medicine*, 27(5), pp. 148–153. doi: 10.1097/CPM.0000000000000374.
- Azmi, N. U., Puteri, M. U. and Lukmanto, D. 2020. Cytokine Storm in COVID-19: An Overview, Mechanism, Treatment Strategies, and Stem Cell Therapy Perspective. *Pharmaceutical Sciences and Research*, 7(4), pp. 1–11. doi: 10.7454/psr.v7i4.1092.
- Chhetri, S. et al. 2020. A fatal case of COVID-19 due to metabolic acidosis following dysregulate inflammatory response (cytokine storm). *IDCases*, 21, p. e00829. doi: 10.1016/j.idcr.2020.e00829.
- Irawan, M. A. 2007. *Metabolisme Energi Tubuh dan Olahraga*. *Sports Science Brief*, 01(07), pp. 1–9. Available at: <http://staffnew.uny.ac.id/upload/132318122/pendidikan/metabolisme+energi.pdf>.
- Rothan, H. A. and Byrareddy, S. N. 2020. The epidemiology and pathogenesis of coronavirus disease (COVID-19) outbreak. *Journal of Autoimmunity*, 109(February), p. 102433. doi: 10.1016/j.jaut.2020.102433.
- Vania, A., Yuliani, D. and Sumada, I. K. 2020. Manifestasi Klinis Neurologis Pada Covid-19. *Callosum Neurology*, 3(3), pp. 88–95. doi: 10.29342/cnj.v3i3.118.

Etc.

The 1st International Allied Health Student Conference (IAHSC) 2021  
Indonesia, September 14-15 2021

## THE ILLUSTRATION GROW OF CONTAMINANT FUNGI AT WHITE BREAD BASED ON TEMPERATURE AND HUMIDITY

Niken Saymona Sari Susanti,<sup>1,\*</sup> Maulin Inggraini,<sup>2</sup> Reza Anindita,<sup>2</sup>

1. Student, Department of Medical laboratory technologies, STIKes Mitra Keluarga, Jl. Pengasinan Rawa Semut, Margahayu – Bekasi, Indonesia, Corresponding author: [nsaymonaa@yahoo.com](mailto:nsaymonaa@yahoo.com)
2. Lecturer, Department of Medical laboratory technologies, STIKes Mitra Keluarga, Jl. Pengasinan Rawa Semut, Margahayu – Bekasi, Indonesia

### Abstract

Bread is one of the processed foods that is consumed by many people as a staple food substitute for rice. The shelf life of white bread cannot be more than one week. The appearance of bread that is not fit for consumption is characterized by discoloration due to being overgrown with fungus. The mold that grows on white bread can produce mycotoxins during storage. Food poisoning can cause symptoms such as nausea, vomiting, and diarrhea. This study aims to determine the average percentage of white bread covered with contaminant fungi based on temperature and humidity. The method used is descriptive. The results showed that white bread stored at room temperature with steamed treatment began to grow contaminant fungi on the seventh day on white bread 1 and the fourth day on white bread 2, while the non-steamed treatment began to grow contaminant fungi on the fifth day. Bread that was stored at refrigerator temperature by steaming and not steaming was not covered with contaminant fungi. Storage of white bread at room temperature is more quickly overgrown with mold contaminants than at refrigerator temperature.

Keywords: Bread, Humidity, Not Steamed, Steamed, Temperature.

### Reference

- Arini, L. D. D. 2017. Faktor-Faktor Penyebab dan Karakteristik Makanan Kadaluarsa yang Berdampak Buruk pada Kesehatan Masyarakat. *JITIPARI (Jurnal Ilmiah Teknologi Dan Industri Pangan UNISRI)*. 2(1) : 15–24.
- BPOM. 2017. Laporan Akhir Tahun BPOM. Jakarta.
- Fendiyanto, M. H., & Satrio, R. D. 2020. Identification, Aflatoxin Content, And Antagonistic Test Of Spoilage Fungi In Bread To *Aspergillus niger*. *Bioteknologi*. 17(2) : 60–66.
- Kementerian Kesehatan Republik Indonesia. 2018. Lebih dari 200 Penyakit dapat Menular melalui Makanan, Keamanan Pangan Harus Diperhatikan. <https://www.kemkes.go.id/article/view/18092700003/lebih-dari-200-penyakit-dapat-menular-melalui-makanan-keamanan-pangan-harus-diperhatikan.html>. (Accessed: 2 Juli 2021).
- Lestari, A. D., et al. 2019. Identifikasi Jamur Pada Roti Yang Dijual Di Kota Langsa Berdasarkan Lama Penyimpanan. *Journal Jeumpa*. 6(2) : 245-256.
- Mizana, K. D., et al. 2016. Identifikasi Pertumbuhan Jamur *Aspergillus* Sp pada Roti Tawar yang Dijual di Kota Padang Berdasarkan Suhu dan Lama Penyimpanan. *Jurnal Kesehatan Andalas*. 5(2) : 355–360
- Sitanggang, A. B. 2017. Faktor Kerusakan Produk Bakeri dan Pengendaliannya. *Foodreview Indonesia*. 12(2) : 40–44.
- Etc.

## IDENTIFICATION OF FORMALIN IN UNBRANDED WET NOODLES AT TRADITIONAL MARKETS OF TAMBUN SELATAN USING TEST KIT METHODS AND UV-VIS SPECTROPHOTOMETRY

Wilis Rarabiella,<sup>1,\*</sup> Elfira Maya Sari,<sup>2</sup> Siti Nurfajriah,<sup>3</sup>

1. Student, Department of Medical Laboratory Technologies, STIKes Mitra Keluarga, Jl. Pengasinan Rawa Semut, Margahayu – Bekasi, Indonesia, Corresponding author: [wilisrarabiella2000@gmail.com](mailto:wilisrarabiella2000@gmail.com)
2. Lecturer, Departement of Medical Laboratory Technologies, STIKes Mitra Keluarga, Jl. Pengasinan Rawa Semut, Margahayu – Bekasi, Indonesia

### Abstract

Wet noodles are flour-based foods that are widely consumed by the community because of their easy processing. The high water content in wet noodles makes the noodles not last long. In fact, there are still preservatives found in wet noodles that should not be used, namely formalin. The purpose of this study was to determine whether there is formalin in unbranded wet noodles in the Traditional Market of South Tambun sub-district and determine the level of formalin in unbranded noodles in the Traditional Market of South Tambun sub-district. This research was conducted at the STIKes Mitra Keluarga laboratory. The type of research used is descriptive. This study used a test kit to determine the presence of formalin in the sample and UV-VIS spectrophotometry to measure the level of formalin in the sample. There are 7 samples taken from 4 different markets. The sample was tested using a formalin test kit and the result there are 6 positive samples of formalin. Furthermore, the positive sample was determined using a UV-VIS spectrophotometer and Nash reagent. The lowest level of formalin was 18.61 mg/L while the highest level was 738.45 mg/L. According to SNI, formalin should not be in wet noodles so the results of the 6 samples did not meet the quality requirements of wet noodles.

Keywords: Wet noodles, Formaldehyde, Formaldehyde Test Kit, UV-VIS Spectrophotometry

### Reference

- Badan Pengawas Obat dan Makanan Republik Indonesia. (2013). Peraturan Kepala Badan Pengawas Obat Dan Makanan Republik Indonesia Nomor 36 Tahun 2013 Tentang Batas Maksimum Penggunaan Bahan Tambahan Pangan Pengawet.
- Indriani, A. D., & Suwita, I. K. (2018). Keamanan Pangan Mie Basah Kuning (Kandungan Boraks, Formalin, Methanil Yellow) Di Beberapa Pasar Tradisional Kota MALANG. *Jurnal Gizi KH*, 1(1), 42–51.
- Kamruzzaman, M. (2016). Formalin Crime in Bangladesh: A Case Study. *European Journal of Clinical and Biomedical Sciences*, 2(5), 39–44.
- Krisnawati, M. (2018). Penetapan Kadar Formalin Pada Mie Basah yang Dijual Di Pasar Piyungan dengan Metode Spektrofotometri UV-VIS. 53(9), 1689–1699.
- Roswien, A. P., & Septiani, T. (2018). Identifikasi Formaldehida Dalam Tahu Dan Mie Basah Pada Produk Pedagang Jajanan Di Sekitar Kampus Universitas YARSI Jakarta. *YARSI Medical Journal*, 26(3), 112–118.
- Susanti, S. (2010). Penetapan Kadar Formaldehid Pada Tahu Yang Dijual Di Pasar Ciputat dengan Metode Spektrofotometri UV-VIS Disertai Kolorimetri Menggunakan Pereaksi Nash. Skripsi. Universitas Islam Negeri (UIN) Syarif Hidayatullah.

Etc.



## OVERVIEW OF BACTERIAL CAUSE URINARY TRACT INFECTIONS AND RESISTANCE ANTIBIOTICS A HOSPITAL IN DEPOK

Dedeh Indriyani,<sup>1,\*</sup> Maulin Ingrassini,<sup>2</sup> Reza Anindita,<sup>2</sup>

1. Student, Department of Medical laboratory technologies, STIKes Mitra Keluarga, Jl. Pengasinan Rawa Semut, Margahayu – Bekasi, Indonesia, Corresponding author: [dedehindriyani8@gmail.com](mailto:dedehindriyani8@gmail.com)
2. Lecturer, Department of Medical laboratory technologies, STIKes Mitra Keluarga, Jl. Pengasinan Rawa Semut, Margahayu – Bekasi, Indonesia

### Abstract

Urinary Tract Infection caused by bacterial pathogen. UTI is a disease highest infection after respiratory tract infection. UTI has a serious impact, to kidney and urinary tract infections. UTI causes pyelonephritis and cystitis. The purpose of this study was to determine the percentage of bacteria that cause UTIs and the type of antibiotic that the bacteria responded to resistance. This researched method is descriptive quantitative. This studied uses secondary data from hospitals in the Depok area. Secondary data in the form of urine culture resulted in 2020. The results of this study were the patient status which was dominated by children as many as 64 patients (63.4%) while adults as many as 37 patients (36.6%). The dominant bacteria UTI were *Staphylococcus haemolyticus* in 22 patients (21.8%), *Escherichia coli* in 20 patients (19.8%), and *Escherichia coli* ESBL in 14 patients (13.9%). Antibiotics that are resistant and sensitive to the response of bacteria that cause UTI are ampicillin and tigecycline.

Keywords: Urinary tract infection (UTI), *Staphylococcus haemolyticus*, tigecycline, ampicillin

### Reference

- Alhusain, M. T. A., Jaafar, F. N. and Hassan, A. A. A. (2020) 'Isolation and characterization of staphylococcus haemolyticus from urinary tract infection', *EurAsian Journal of BioSciences*, 14(1), pp. 1909–1913.
- Katzung, B. G., Masters, S. B. and Trevor, A. (2012) *Basic & Clinical Pharmacology*. 12th edn. doi: 10.1016/S0065-7743(08)61545-6.
- Novard, M. F. A., Suharti, N. and Rasyid, R. (2019) 'Gambaran Bakteri Penyebab Infeksi Pada Anak Berdasarkan Jenis Spesimen dan Pola Resistensinya di Laboratorium RSUP Dr. M. Djamil Padang Tahun 2014-2016', *Jurnal Kesehatan Andalas*, 8(2S), p. 26. doi: 10.25077/jka.v8i2s.955.
- Pratistha, F. S. M., Sudhana, I. W. and Adnyana, I. W. L. (2018) 'Diagnosis Cepat Infeksi Saluran Kemih Dengan Menghitung Jumlah Leukosituria Pada Urinalisis Metode Flowcytometry Sysmex Ux-2000 Dengan Baku Emas Kultur Urin Di Rsup Sanglah Denpasar', *Jurnal Penyakit Dalam Udayana*, 1(2), pp. 52–56. doi: 10.36216/jpd.v1i2.4.
- Smelov, V., Naber, K. and Bjerkklund Johansen, T. E. (2016) 'Improved Classification of Urinary Tract Infection: Future Considerations', *European Urology, Supplements*, 15(4), pp. 71–80. doi: 10.1016/j.eursup.2016.04.002.

## COMPARISON BETWEEN *MUSCA* SP. AND *CHRYSOMYA* SP. AS CARRIERS OF PATHOGENIC PARASITES IN TPA BANTAR GEBANG, INDONESIA

Alma Latipah<sup>1</sup>, Reza Anindita<sup>2</sup>

1. Student, Departement of Medical Laboratory Technology, STIKes Mitra Keluarga, Jl. Pengasinan Rawa Semut, Margahayu- Bekasi, Indonesia, Corresponding author: [almalatipah21@gmail.com](mailto:almalatipah21@gmail.com)
2. Lecturer, Departement of Pharmacy, STIKes Mitra Keluarga, Jl. Pengasinan Rawa Semut, Margahayu- Bekasi, Indonesia

### Abstract

*Chrysomya* sp. and *Musca* sp. flies are an order of diptera that act as mechanical vectors for pathogenic parasites such as helminths and protozoa. Therefore flies are a potential agent in causing disease in humans. This study has been conducted with the aim to find number and percentage of *Musca* sp and *Chrysomya* sp as well as pathogenic parasites carried by his body in Bantar Gebang landfill, Indonesia. This type of research is numerical descriptive with cross sectional research design. Sampling at 3 locations is a pile of wet garbage, dry garbage and piles of garbage that have been overgrown with plants. The results showing that the total number and percentage of *Musca* sp. amounted to 538 (87%) while *Chrysomya* sp. numbered 77 (13%) with the location point found the most both genera of flies is wet garbage. As for the number and percentage of helminths and protozoa parasites found in the bodies of *Musca* sp. and *Chrysomya* sp. are *Ascaris* sp. (31%), *Diphyllobothrium* sp. (5%), *Trichuris* sp. (3%), *Enterobius* sp. (3%), *Hookworm* (1%), *Hymenolepis* sp. (8%), *Schistosoma* sp. (2%), *Strongyloides* sp. (2%), *Trichostrongylus* sp. (22%), while the only protozoa found were *Entamoeba* sp. (23%). The number and percentage are more commonly found in *Musca* sp. than *Chrysomya* sp. The results of this study illustrate that *Musca* sp. is the genus of flies most commonly found in Bantar Gebang landfill, Indonesian with the most dominant pathogenic parasites attached to its body are *Ascaris* sp. and *Entamoeba* sp. From the results of this study it can be concluded that *Musca* sp and *Chrysomya* sp have the potential as mechanical vectors for ascariasis and amoebiasis.

Keywords: *Chrysomya* sp., helminths, landfills, *Musca* sp., protozoa

### Reference

- Al-Aredhi, H. S., 2015. The Role of House Flies (*Musca domestica*) as a Vector for Parasitic Pathogens in Al-Diwaniya Province / Iraq. *International Journal of Science and Research (IJSR)*. 4(4): 1961–1965.
- Ali, M., 2019. Isolasi Bakteri pada Sayap Lalat Biru Metalik (*Calliphora* sp.), *Skripsi*, Universitas Islam Negeri Alauddin Makassar.
- Arif, S. A., 2018. Keberadaan Lalat dan Parasit Usus di Permukiman pada Kawasan TPA Talang Gulo Jambi. *Jurnal Kesehatan Lingkungan*. 10(2): 72–77.
- Gogarten, J. F. et al., 2019. Tropical Rainforest Flies Carrying Pathogens form Stable Associations With Social Nonhuman Primates. *Molecular Ecology Wiley*. 00: 1–177.
- Etc.

## PROFILE OF BACTERIA THAT CAUSE URINARY TRACT INFECTIONS (UTI) AND PATTERNS OF ANTIBIOTIC RESISTANCE IN 2019-2021 AT NORTH JAKARTA PRIVATE HOSPITAL

Euodia Naomi S S,<sup>1\*</sup> Maulin Inggraini,<sup>2</sup> Reza Anindita<sup>3</sup>

1. Euodia Naomi S S, Department of Medical Laboratory Technologies, STIKes Mitra Keluarga, Jl. Pengasinan Rawa Semut, Margahayu – Bekasi, Indonesia, Corresponding author:

[euodia.naomi@gmail.com](mailto:euodia.naomi@gmail.com)

2. Lecturer, Department of Medical Laboratory Technologies, STIKes Mitra Keluarga, Jl. Pengasinan Rawa Semut, Margahayu – Bekasi, Indonesia

### Abstract

Urinary tract infection (UTI) is a general term that indicates the presence of microorganisms in the urin. The number of UTI cases is 150,000,000 world population / year. While in Indonesia the number is around 180,000 new cases every year or around 90-100 cases / 100,000 Indonesian citizens. One of the most common types of bacteria that cause UTI is *Escherichia coli*. *Escherichia coli* is often found to be able to produce ESBL enzymes that have the potential to hydrolyze antibiotics such as Ampicillin. So this study aims to determine the type and percentage of bacteria that cause UTI and the types of antibiotics that are resistant to the bacteria causing UTI 2019-2021 at Mitra Keluarga Hospital Kelapa Gading. This type of research is included in the descriptive numerical method using a single variable. The time of this research took place from April to May 2021. The data source used was secondary data derived from medical recording data in the clinical laboratory of Mitra Keluarga Kelapa Gading Hospital. Secondary data processing is done by tabulating and dividing the data into two broad lines, namely: patient status based on age and gender. This data was analyzed to specify the description of the bacteria causing UTI and the response to antibiotics by the bacteria causing UTI. The results of this study found that the most bacteria from 159 suspected UTI were *Escherichia coli* (64,64%). In addition, *Klebsiella pneumoniae* was found (20.13%). Then *Enterobacter cloacae* was found (4,40%). The bacteria that cause UTI gave the highest resistance response to Ampicillin, Ampicillin sulbactam, and Aztreonam. Then the bacteria that cause UTI gave the lowest resistance response to Gentamicin.

Keywords: Urinary tract infection, urine culture, *E.coli*, resistance, antibiotics, VITEK 2 Compact.

### Reference

- P.S Rani & Muhartono. 2018. Angka Kejadian Infeksi Saluran Kemih (ISK) Dan Faktor Resiko Yang Mempengaruhi Pada Karyawan Wanita Di Universitas Lampung Event Numbers Urinary Tract Infection (Uti) and Risk Factor that Affecting on Female Employees In University of Lampung. Majority. 7(3):115–120.
- Ryan., Dini A., & Septa S.W. 2018. Pola Kepekaan Bakteri terhadap Antibiotik pada Pasien Infeksi Saluran Kemih di RSD DR. Soebandi Jember. *Journal of Agromedicine and Medical Sciences* 4(3):171-178.
- V. Smelov, K. N., & J. T. 2016. Improved Classification of Urinary Tract Infection. *European Association of Urology*. 2(3):44–48.
- Sudung O.P., dkk. 2011. Konsensus Infeksi Saluran Kemih pada Anak. Jakarta: Ikatan Dokter Anak Indonesia (IDAI).

Etc.

The 1st International Allied Health Student Conference (IAHSC) 2021  
Indonesia, September 14-15 2021



## POTENTIAL TEST OF *MOMORDICA CHARANTIA* EXTRACT AS LARVICIDAL AGAINST *CULEX* SP LARVAE

Rido Aji Alamsyah<sup>1,\*</sup>, Elfira Maya Sari,<sup>2</sup> Reza Anindita,<sup>2</sup>

1. Student, Department of Medical laboratory technologies, STIKes Mitra Keluarga, Jl. Pengasinan Rawa Semut, Margahayu – Bekasi, Indonesia, Corresponding author: [ridoaji.alamsyah@gmail.com](mailto:ridoaji.alamsyah@gmail.com)
2. Lecturer, Department of Medical laboratory technologies, STIKes Mitra Keluarga, Jl. Pengasinan Rawa Semut, Margahayu – Bekasi, Indonesia

### Abstract

*Culex* sp. mosquitoes is the main vector of Filariasis that is widespread in many parts of the world including in Indonesian. Currently, *Culex* sp control uses more synthetic insecticides that cause resistance impacts. Therefore, an alternative solution needed of the use of natural insecticides. One of the natural insecticides (biological) that the potential to control *Culex* sp. is Bitter Melon (*Momordica charantia*). The bioactive component of alkaloids, tannins, saponins and flavonoids in *Momordica charantia* the potential to be larvacide for *Culex* sp larvae. This study aims to find out mortality rate of *Culex* sp larvae killed Bitter Melon extract at graded concentrations of 250 ppm, 500 ppm, 750 ppm and 1000 ppm. The method used is an experimental with graded concentrations of 250 ppm, 500 ppm, 750 ppm and 1000 ppm extracts *Momordica charantia* were tested on the larvae of *Culex* sp. Sampling was done randomly with a total of 450 larvae of *Culex* sp instar IV. The results showed that after 24 hours of observation, *Momordica charantia* extract able killing Larvae of *Culex* sp with the percentage of larvae mortality 250 ppm (17%), 500 ppm(34%), 750 ppm (49%), and 1000 ppm (65%). The conclusion of this study is that the treatment of *Momordica charantia* extract able to kill *Culex* sp larvae with the highest percentage of larvae mortality at concentration 1000 ppm (65%), while at the lowest percentage of larvae mortality at concentration 250 ppm (17 %).

Keyword :Bitter melon's fruit (*Momordica charantia* L) extract, *Culex* sp. Larvae

### Reference

- Agustiantiningsih, D. (2013). Praktik Pencegahan Filariasis. *KEMAS: Jurnal Kesehatan Masyarakat*, 8(2), 190–197. <https://doi.org/10.15294/kemas.v8i2.2821>
- Arimurti, A. R. R. (2018). Keanekaragaman Genetik Nyamuk Vektor Filariasis *Culex quinquefasciatus* Say, 1823 (Diptera: Culicidae) di Kota dan Kabupaten Pekalongan Dengan Metode PCR-RAPD. *The Journal of Muhammadiyah Medical Laboratory Technologist*, 1(2), 42. <https://doi.org/10.30651/jmlt.v1i2.1496>
- Dheasabel, G., & Azinar, M. (2018). Kemampuan Ekstrak Buah Pare terhadap Kematian Nyamuk *Aedes aegypti*. *HIGEIA (Journal of Public Health Research and Development)*, 2(2), 331–341. <https://doi.org/10.15294/higeia.v2i2.20866>
- Khunafa, A., Ngadino, Suryono, H., & Prasetyo, A. (2020). Perbedaan Toksisitas Larutan Buah Pare (*Momordica Charantia* Linnaeus) dan Buah Belimbing Wuluh (*Averrhoa bilimbi* Linnaeus) Sebagai Biolarvasida *Culex* Sp. 11(April), 60–64.
- Etc.

## DESCRIPTION OF ROUTINE HEMATOLOGICAL TESTS AND NS1 ANTIGEN IN DENGUE FEVER PATIENTS IN DEPOK PRIVATE HOSPITALS

Eka Ristiani Sormin,<sup>1,\*</sup> Ria Amelia,<sup>2</sup> Siti Nurfajriah,<sup>2</sup>

1. Student, Department of Medical laboratory technologies, STIKes Mitra Keluarga, Jl. Pengasinan Rawa Semut, Margahayu – Bekasi, Indonesia, Corresponding author: [ekaristianiss@gmail.com](mailto:ekaristianiss@gmail.com)
2. Lecturer, Department of Medical laboratory technologies, STIKes Mitra Keluarga, Jl. Pengasinan Rawa Semut, Margahayu – Bekasi, Indonesia

### Abstract

Dengue hemorrhagic fever is a disease caused by infection with the dengue virus through mosquito vectors of the Aedes genus, especially Aedes aegypti and Aedes albopictus. In the case of Dengue hemorrhagic fever, laboratory examination parameters that are often used to establish the diagnosis are Protein Non Struktural-1 serology and routine blood tests. The purpose of this study was to determine the description of routine blood examinations (platelet count, leukocyte count, hematocrit number, hemoglobin count) and Protein Non Struktural-1 serologic examination of Dengue hemorrhagic fever patients at a private hospital in Depok. This type of research is secondary research with a cross sectional research design and data collection by purposive sampling. The results of the study obtained data from 123 patients who were confirmed positive for Protein Non Struktural-1 and performed routine hematological examinations on Dengue hemorrhagic fever patients, the results were normal on examination of platelets, hematocrit, hemoglobin and a decrease in leukocyte examination. The conclusion obtained is that routine blood examinations in Dengue hemorrhagic fever patients show normal results and there is a decrease only in the examination of the leukocyte count.

Keywords: Dengue cases, Routine Blood, NS1 Dengue Antigen, Depok, Private hospital.

### Reference

- Apriliana, E., Tjiptaningrum, A., Prayoga, M. J., Ilmu, B., Mikrobiologi, K., Kedokteran, F., Klinik, B. P., Kedokteran, F., Lampung, U., Kedokteran, F., & Lampung, U. (2019). *Hubungan Hasil Pemeriksaan Antigen Non Struktural 1 ( NS1 ) terhadap Gejala , Tanda Klinis dan Jumlah Trombosit pada Pasien Suspek Infeksi Dengue di RS Urip Sumoharjo The Relationship between Non Structural 1 ( NS1 ) Antigen Test Result to Symptoms , Clin. 6*, 699–707.
- Amelia, R., Y.P. Dachlan., R.Puspitaningrum., and A.B. Susanto. 2015. Presence of Mannose Binding Lectin on Dengue Infection. *Asian Journal of Microbiology, Biotechnology & Enviromental Sciences. Vol. 17*(3): 775-780).
- Bakhri, S. (2018). Analisis Jumlah Leukosit Dan Jenis Leukosit Pada Individu Yang Tidur Dengan Lampu Menyala Dan Yang Dipadamkan. *Jurnal Media Analis Kesehatan, 1*(1), 83–91. <https://doi.org/10.32382/mak.v1i1.176>
- Etc.

# PHARMACY

The 1st International Allied Health Student Conference (IAHSC) 2021  
Indonesia, September 14-15 2021



## FORMULATION AND EVALUATION OF GEL MASK PEEL OF BLACK GLUTINOUS RICE (ORYZA SATIVA VAL GLUTINOSA) EXTRACT AND GREEN TEA (CAMELIA SINENSIS) EXTRACT

Ajeng Ayu Pebriani<sup>1\*</sup>, Maya Uzia Beandrade<sup>2</sup>

1. Student, Department of Pharmacy, University, STIKes Mitra Keluarga, Jl. Pengasinan Rawa Semut, Margahayu-Bekasi, Indonesia.
2. Lecturer, Department of Pharmacy, STIKes Mitra Keluarga, Jl. Pengasinan Rawa Semut, Margahayu Bekasi, Indonesia, Corresponding author: [maya.uzia@stikesmitrakeluarga.ac.id](mailto:maya.uzia@stikesmitrakeluarga.ac.id)

### Abstract

Black glutinous rice (*Oriza sativa* var *glutinosa*) and green tea (*Camelia sinensis*) are plants that are useful for moisturizing the skin. The purpose of this study was to obtain the best formulation of peel-off gel mask preparations from black glutinous rice and green tea extract. The gel mask formulation was made on the basis of variations in the concentration of Hydroxy Propyl Methyl Cellulose (HPMC) of F1 (2,5%), F2 (3%) and F3 (3,5%) with evaluation including organoleptic tests, pH, viscosity, homogeneity, dispersity test, and drying time at temperatures of 4°C, 25°C, 40°C for 28 days. The evaluation results of the three formulations met the requirements for a good peel-off gel mask. pH results are between 4.6-5.5 which is still in the standard range of 4.5-6.0. The results of the viscosity test are 6.500-12.166.7 cps which are in the range of 6.000-24.000 cps, the dispersion area meets the requirements of 5-7 cm, the result of the drying time is 15-22 minutes which are in the range of 15-30 minutes. The conclusion of this study was that F1, F2, and F3 met all the requirements for peel off gel masks by storing at temperatures of 4°C, 25°C, 40°C for 28 days.

Keywords: peel-off mask, black glutinous rice extract, green tea extract, HPMC, stability test

### Reference

- Amelinda E., Widarta, I.W.R. dan Darmayanti, L.P.T., 2018. Pengaruh Waktu Maserasi Terhadap Aktivita Antioksidan Ekstrak Rimpang Temulawak (*Curcuma xanthorrhiza* Roxb.). Jurnal Ilmu dan Teknologi Pangan. ISSN : 2527-8010 (ejournal) Vol. 7, No.4, 165-174.
- Atalay, D., and Erge, H.S., 2017. Determination of some physical and chemical properties of white, green and black teas (*Camellia sinensis*). Gida The Journal Of Food Vol: 42(5): 494-504 doi: 10.15237/gida.GD17024.
- Batubara I., and Prastya M.E., 2020. Potential Use of Indonesian Medicinal Plants for Cosmetic and Oral Health: A Review. Jurnal Kimia Valensi, Vol 6 (1) Hal: 120-134.
- Aditya, M., dan Ariyanti, P. R. (2016). Manfaat Gambir ( *Uncaria gambir* Roxb ) sebagai Antioksidan Benefits of Gambir ( *Uncaria gambir* Roxb ) as Antioxidant. Majority, 5(September), 129 133. <http://joke.kedokteran.unila.ac.id/index.php/majority/article/viewFile/1049/844>.
- Adrianta, K. A. (2016). Identifikasi Senyawa Antosianin Ekstrak Etanol Beras Ketan Hitam ( *Oryza sativa* L.) sebagai Alternatif Pengobatan DBD. Medicamento, 2(1), 17 22.
- Etc.

## DETERMINATION OF FLAVONOID LEVELS IN ETHYL ACETATE EXTRACT OF LIME PEEL

(*Citrus x aurantiifolia* (Christm.) Swingle)

Niken Kanti Putri Nastiti<sup>1\*</sup>, Intan Kurnia Putri<sup>2</sup>

1. Student, Department of Pharmacy, STIKes Mitra Keluarga, Jl. Pengasinan Rawa Semut, Margahayu – Bekasi, Indonesia
2. Lecturer, Department of Pharmacy, STIKes Mitra Keluarga, Jl. Pengasinan Rawa Semut, Margahayu – Bekasi, Indonesia, Corresponding author: [intan.kurnia.p@stikesmitrakeluarga.ac.id](mailto:intan.kurnia.p@stikesmitrakeluarga.ac.id)

### Abstract

Lime plant is one of Indonesia's endemic plants, which has been widely used as a medicinal plant. It is known that the content of secondary metabolites owned by lime plants one of them is flavonoids. The aim of this study was to find out the levels of flavonoids in lime peel extract (*Citrus x aurantiifolia* (Christm.) Swingle). Lime peel extraction (*Citrus x aurantiifolia* (Christm.) Swingle) uses a method of maceration with solvents i.e. ethyl acetate. Determination of flavonoid levels of lime acetate extract using AlCl<sub>3</sub> colorimetry method at wavelength 430nm, operating time 50 minutes with standard kuersetin comparison. The average total flavonoid content in ethyl acetate extract of lime peel is 0.64% (b/b) with a value of SD 0.0133 and RSD 0.029%.

Keywords: AlCl<sub>3</sub> Colorimetry. *Citrus x aurantiifolia* (Christm.) Swingle, Flavonoids, Spectrophotometer UV-Vis, Ethyl Acetate

### Reference

- Ahmad, A. R., Juwita, J. and Ratulangi, S. A. D. 2015. Penetapan Kadar Fenolik dan Flavonoid Total Ekstrak Metanol Buah dan Daun Patikala (*Etilingera elatior* (Jack) R.M.SM)', *Pharmaceutical Sciences and Research*, 2(1), pp. 1–10. doi: 10.7454/psr.v2i1.3481.
- Azizah, D. N., Kumolowati, E. and Faramayuda, F. .2014. PENETAPAN KADAR FLAVONOID METODE AICI<sub>3</sub> PADA EKSTRAK METANOL KULIT BUAH KAKAO (*Theobroma cacao* L.)', *Kartika Jurnal Ilmiah Farmasi*, 2(2), pp. 45–49. doi: 10.26874/kjif.v2i2.14.
- Chang C. Yang M, W. H. C. J. 2002. Estimation of Total Flavonoid Content in Propolis by Two Complementary Colorimetric Methods', *Journal of Food Drug Anal.*
- Khumaira Sari, A. and Ayuchecaria, N. 2017. PENETAPAN KADAR FENOLIK TOTAL DAN FLAVONOID TOTAL EKSTRAK BERAS HITAM (*Oryza sativa* L) DARI KALIMANTAN SELATAN, ISFI Banjarmasin; *Jurnal Ilmiah Ibnu Sina*.
- Nofita, D., Sari, S. N. and Mardiah, H. .2020. 'Penentuan Fenolik Total dan Flavonoid Ekstrak Etanol Kulit Batang Matoa (*Pometia pinnata* J.R& G.Forst) secara Spektrofotometri', *Chimica et Natura Acta*, 8(1), p. 36. doi: 10.24198/cna.v8.n1.26600.
- Puspitasari, A. D., Anwar, F. F. and Faizah, N. G. A. .2019. 'AKTIVITAS ANTIOKSIDAN, PENETAPAN KADAR FENOLIK TOTAL DAN FLAVONOID TOTAL EKSTRAK ETANOL, ETIL ASETAT, DAN n-HEKSAN DAUN PETAI (*Parkia speciosa* Hassk.)', *Jurnal Ilmiah Teknosains*, 5(1), p. 1. doi: 10.26877/jitek.v5i1.3490.

Etc.

**ANALYSIS OF CAFFEINE LEVELS IN ARABICA DECAFFEINATION COFFEE (*Coffea Arabica* L.)  
AND ROBUSTA (*Coffea Canephora*) SOLD ON MARKETPLACE A USING UV-VIS  
SPECTROPHOTOMETRY METHOD**

Helviana Maria Christra Abur,<sup>1\*</sup> Melania Perwitasari,<sup>2</sup>

1. Student, Department of Pharmacy, STIKes Mitra Keluarga, Jl. Pengasinan Rawa Semut, Margahayu, Bekasi, Indonesia, Corresponding author: [aburelvi@gmail.com](mailto:aburelvi@gmail.com)
2. Lecturer, Department of Pharmacy, STIKes Mitra Keluarga, Jl. Pengasinan Rawa Semut, Margahayu, Bekasi, Indonesia.

**Abstract**

Caffeine is an alkaloid compound that's beneficial when used properly, but in excess can be harmful to the body. So there is innovation called decaffeination. The purpose of this study is to determine caffeine content in Arabica and Robusta decaffeinated coffee and ensure the caffeine content in one serving of coffee to meet requirements dose on Indonesian National Standard. UV-Vis Spectrophotometry was used as an analytical method and validated. The results of analysis showed that caffeine content in Arabica and Robusta decaffeinated coffee are 0.8648% and 1.6214% and amount of caffeine in one serving are 86.47 mg and 162.14 mg. Validation of the methods obtained, recovery range 94.47-100.37%, RSD range 0.3%-0.7%,  $r^2$  0.9989, detection limit 0.3822  $\mu\text{g/mL}$  and quantification limit 1.2739  $\mu\text{g/mL}$ . It can be concluded that UV-Vis spectrophotometric method can be used to analyze caffeine in decaffeinated coffee samples by providing good validity, but caffeine content in one serving of coffee is not in accordance with dosage provisions of Indonesian National Standard.

Keyword: Caffeine, Arabica, Robusta, Decaffeinated, UV-Vis Spectrophotometry

**Reference:**

- Mohr, M. E. (2006) 'Remington: The Science and Practice of Pharmacy, 21st Edition', *Journal of Pharmacy Technology*, 22(2). doi: 10.1177/875512250602200217.
- Pietsch, A. (2017) 'Decaffeination-Process and Quality', *The Craft and Science of Coffee*, pp. 225–143.
- Pusat Data dan Sistem Informasi Pertanian, K. P. (2016) 'Outlook Kopi Komoditas Pertanian Subsektor Perkebunan', *Pusat Data Dan Sistem Informasi Pertanian Sekretariat Jenderal*, p. 116.
- Ramalakshmi, K. and Raghavan, B. (1999) 'Caffeine in coffee: Its removal. Why and how?', *Critical Reviews in Food Science and Nutrition*, 39(5), pp. 441–456.
- Rocha, F. S. *et al.* (2018) 'Experimental methods in chemical engineering: Ultraviolet visible spectroscopy—UV-Vis', *Canadian Journal of Chemical Engineering*, 96(12), pp. 2512–2517.
- Setyoningsih Istri, G. (2019) *Penetapan Kadar Kafeon Dalam Kopi Bubuk Murni Robusta Merek "X" Dengan Metode Kromatografi Lapis Tipis (KLT) - Densitometri*. Universitas Sanata Dharma Yogyakarta.
- Sulistyaningtyas, A. R., Prihastanti, E. and Hastuti, E. D. (2018) 'Potential of liquid tofu waste for decaffeination of robusta coffee (*Coffea robusta* Lindl.Ex De Will)', *Journal of Microbiology, Biotechnology and Food Sciences*, 8(1), pp. 678–680.
- Etc.



**APPROPRIATE USE OF ANTIDIABETIC DRUGS EVALUATION IN TYPE II DIABETES  
MELLITUS PATIENTS AT INSTALLATION OF A PRIVATE HOSPITAL IN EAST BEKASI  
REGION IN 2020**

Febriana Lulu Safitri<sup>1\*</sup>, Wahyu Nuraini Hasmar<sup>2</sup>

1. Student, Department of Pharmacy, STIKes Mitra Keluarga, Jl. Pengasinan Rawa Semut, Margahayu, Bekasi, Indonesia, Corresponding author: [febrianalulusafitri@gmail.com](mailto:febrianalulusafitri@gmail.com)
2. Lecturer, Department of Pharmacy, STIKes Mitra Keluarga, Jl. Pengasinan Rawa Semut, Margahayu, Bekasi, Indonesia.

**Abstract**

Appropriate drugs selection in patients with diabetes mellitus can control the patient's blood sugar level, when blood sugar level can be controlled then the incidence of complications can be avoided, the mortality and morbidity of diabetes mellitus will decrease. This study aimed to determine the profile of oral antidiabetics, insulin, or a combination use and to evaluate the rationality of antidiabetics use in patients with type 2 diabetes mellitus (DMT2) at inpatient installation of a private hospital in Bekasi region in 2020. Research design that used was observational descriptive with a retrospective approach. The data were taken from the medical records of DMT2 patients who were treated at inpatient installation of private hospital in East Bekasi area in 2020. The results for profile use of the most widely used antidiabetic drugs respectively were drug combination of insulin with insulin, oral with oral and insulin with oral. Evaluation of the appropriate drug use was determined based on 4 parameters, as follow: right indication with the result was 100%, right medication was 58.33%, right patient was 100% and right dose was 97.62%. It can be concluded that evaluation of drug use in DMT2 patients still need to be done so that the mortality and morbidity rates of diabetes mellitus patients decrease.

Keyword: Diabetes mellitus type 2 (DMT2), Antidiabetic, Rationality

**Reference**

- Arifin, I., Prasetyaningrum, E., & Andayani, T. M. (2006). Evaluasi Kerasionalan Pengobatan Diabetes melitus Tipe 2 Pada Pasien Rawat Inap di Rumah Sakit Bhakti Tamtama Semarang Tahun 2006. Jurnal Ilmu Farmasi Dan Farmasi Klinik, 4, 23–29.
- ADA (American Diabetes Association), (2018). Classification and Diagnosis of Diabetes : Standards of Medical Care in Diabetes. Diabetes Care, 41 (1), American Society of Health System Pharmacists.
- (2011). AHFS Drug Information. United States of America.
- Kemenkes RI, 2011, Modul Penggunaan Obat Rasional, Bina Pelayanan Kefarmasian, Jakarta.
- PERKENI. (2015). Panduan Pelaksanaan DMT2 pada Individu Dewasa di Bulan Ramadan. Panduan Penatalaksanaan DMT2 Pada Individu Dewasa Di Bulan Ramadan, 35.
- Sastroasmoro, S. (2011). Perkiraan Besar Sampel dalam Penelitian Klinis. Dasar-Dasar Metodologi Penelitian, 359.
- Etc.

## APPROPRIATE USE OF ORAL ANTIHYPERTENSIVE DRUGS EVALUATION IN NONDIALYSIS CHRONIC KIDNEY DISEASE PATIENT OF PRIVATE HOSPITAL IN EAST BEKASI 2018-2020

Sukma Widayani<sup>1,\*</sup>, Wahyu Nuraini Hasmar<sup>2</sup>

1. Student, Department of Pharmacy, STIKes Mitra Keluarga, Jl. Pengasinan Rawa Semut, Margahayu, Bekasi, Indonesia, Corresponding author: [sukmawedy0214@gmail.com](mailto:sukmawedy0214@gmail.com)
2. Lecturer, Department of Pharmacy, STIKes Mitra Keluarga, Jl. Pengasinan Rawa Semut, Margahayu, Bekasi, Indonesia.

## Abstract

Chronic Kidney Disease (CKD) is currently one of the most common diseases and being a concern in the world, including in Indonesia. The number of patients with CKD tends to increase year by year. Hypertension is a cause and effect of CKD and contributes to its development. This study aimed to evaluate the appropriateness use of oral antihypertensive drugs in patients with chronic kidney disease of private hospital in East Bekasi for the 2018-2020 period. The method used in this study was observational data taken retrospectively from the medical records of non-dialysis chronic kidney disease patients. The study population were all patients diagnosed with non-dialysis chronic kidney disease at the inpatient installation of private hospital in East Bekasi. The sample was taken by consecutive sampling method where the sample was determined based on the inclusion criteria of 50 patients. Evaluation of drug use in this study included right patient, right indication, right medication and right dose. The following results were obtained: right patient was 100%, right indication was 98%, right medication was 86% and right dose was 94.84%. It can be concluded that evaluation of oral antihypertensive drugs usage in patients with chronic kidney disease need to be done so that the contribution of hypertension to CKD development decreases.

**Keywords:** Antihypertensive, Consecutive sampling, CKD, Evaluation, Hypertensive.

## Reference

- Armstrong, C. (2014). JNC 8 guidelines for the management of hypertension in adults. *American Family Physician*, 90(7), 503–504.
- Ashley, C. A. D. (2019). The Renal Drug Handbook: The Ultimate Prescribing Guide for Renal Practitioners, 4th edition. In *European Journal of Hospital Pharmacy* (Vol. 5). <https://doi.org/10.1136/ejhpharm-2016-000883>
- Chobanian, A. V., Bakris, G. L., Black, H. R., Cushman, W. C., Green, L. A., Izzo, J. L., Jones, D. W., Materson, B. J., Oparil, S., Wright, J. T., & Roccella, E. J. (2003). Seventh report of the Joint National Committee on Prevention, Detection, Evaluation, and Treatment of High Blood Pressure. *Hypertension*, 42(6), 1206–1252. <https://doi.org/10.1161/01.HYP.0000107251.49515.c2>
- Lukela, J. R., Harrison, R. V., Jimbo, M., Mahallati, A., Saran, R., & Annie, Z. (2019). Management of Chronic Kidney Disease Key points. *UMHS Chronic Kidney Disease Guideline*, July, 1–27.
- Etc.

**ORAL ANTIDIABETIC USAGE EVALUATION IN TYPE 2 DIABETES MELLITUS IN PATIENTS  
OF HOSPITAL X AT EAST BEKASI REGION USING OBSERVATIONAL DESCRIPTION  
METHOD IN 2019–2020**

Dilawati<sup>1\*</sup>, Wahyu Nuraini Hasmar<sup>2</sup>

1. Student, Department of Pharmacy, STIKes Mitra Keluarga, Jl. Pengasinan Rawa Semut, Margahayu, Bekasi, Indonesia, Corresponding author: [dilawati9@gmail.com](mailto:dilawati9@gmail.com)
2. Lecturer, Department of Pharmacy, STIKes Mitra Keluarga, Jl. Pengasinan Rawa Semut, Margahayu, Bekasi, Indonesia.

**Abstract**

Diabetes Mellitus type 2 is the 3rd disease with the highest mortality in Indonesia caused by metabolic disorders with one of its clinic manifestation is increased blood sugar levels due to decreased insulin secretion by pancreatic beta cells and malfunction insulin (insulin resistance). In this study, review of oral antidiabetics usage and the appropriate of its usage were done to reduce the rate of complications in type 2 Diabetes Mellitus patients which is often being cause of death. This study used a descriptive observational approach by using patient medical record data as a data source retrospectively in July 2019 to December 2020 at Hospital X in East Bekasi region. Appropriate of the oral antidiabetics usage was based on predetermined criteria including several indicators, such as; right indication, right dose and right interval time in administration. Comorbidities that commonly occurs the most in Type 2 DM, namely Essential (Primary) Hypertension with percentage was 11.60%, the most common gender is female with percentage was 53.63% with an age of 31-60 years. The most widely used oral antidiabetic drugs in single and combination were the sulfonylurea group with percentage was 72.22% and the combination of the sulfonylurea+biguanid+DPP-4 group was 31.38%. The percentage case of right dose was 91.30%, right indication was 100%, while in the case of right interval time in administration was 65.21%.

**Keywords:** Type 2 Diabetes Mellitus, Oral Antidiabetic, Evaluation of Rational Drug Use

**Reference**

- Almasdy, D. et al. (2015) 'Evaluasi Penggunaan Obat Antidiabetik Pada Pasien Diabetes Melitus Tipe-2 di Suatu Rumah Sakit Pemerintah Kota Padang – Sumatera Barat', Jurnal Sains Farmasi & Klinis, 2(1), p. 104. doi: 10.29208/jsfk.2015.2.1.58.
- American Society of Health System Pharmacists. (2011). AHFS Drug Information. United States of America.
- CDC.(2020). Diabetes, What is Diabetes?. 11 juli 2020. <https://www.cdc.gov/diabetes/basics/diabetes.html>
- KEMENKES RI. (2019). Hari Diabetes Sedunia Tahun 2018. Pusat Data Dan Informasi Kementerian Kesehatan RI, 1–8.
- Menkes, R. (2011) 'Modul penggunaan obat rasional', Kementerian Kesehatan RI, pp. 1–192.
- Soelistijo, S. et al. (2015) Konsesus Pengelolaan Dan Pencegahan Diabetes Melitus Tipe2 Di Indonesia 2015, Perkeni.
- WHO.(2016). Global Report On Diabetes. France: World Health Organization



## ANALYSIS OF OUTPATIENT SATISFACTION WITH PHARMACEUTICAL SERVICES AT A PRIVATE HOSPITAL PHARMACY INSTALLATION IN EAST BEKASI

Raju Sumanto<sup>1</sup>, Dede Dwi Nathalia<sup>2</sup>

1. Student, Department of Pharmacy, University, STIKes Mitra Keluarga, Jl. Pengasinan Rawa Semut, Margahayu, Bekasi, Indonesia.
2. Lecturer, Department of Pharmacy, STIKes Mitra Keluarga, Jl. Pengasinan Rawa Semut, Margahayu-Bekasi, Indonesia, Corresponding author: [dededwi.nathalia@stikesmitrakeluarga.ac.id](mailto:dededwi.nathalia@stikesmitrakeluarga.ac.id)

### Abstract

Satisfaction in pharmaceutical services is an important indicator of service quality and has implications for more efficient service delivery in meeting patient needs. This study aims to determine the level of patient satisfaction with pharmaceutical services at a private hospital pharmacy in East Bekasi. The method used is a quantitative descriptive method with a cross sectional approach. Measurement of health services (variable X) using the concept of servqual (dimensions of reliability, responsiveness, assurance, empathy and tangibles) and measuring patient satisfaction (variable Y). Sampling method with non-probability sampling method by accidental sampling. Bivariate data analysis with Chi Square test statistical analysis. The results showed that patient satisfaction on the reliability dimension was 82.56% very satisfied, responsiveness 76.93% satisfied category, empathy 84.64% very satisfied, guarantee 76.96% satisfied category, and direct evidence dimension 83.33% very satisfied category. satisfied. The chi square test results in a p value of 0.002 reliability, p responsiveness 0.000, p assurance 0.002, p empathy 0.034, and p tangible 0.008 < p value (0.05) then there is a relationship between pharmaceutical services and outpatient satisfaction, and the most related dimension of empathy. on the five dimensions of pharmaceutical service quality in one of the private hospital pharmacy installations in East Bekasi in 2021.

Keywords: pharmaceutical services, patient satisfaction, servqual, pharmacy installation, private hospital, East Bekasi

### Reference

- Firmansyah, M. A. (2018). Perilaku Konsumen. Yogyakarta: Deepublish Publisher.
- Kaunang, V. N. (2020). Analisis Kepuasan Pasien Rawat Jalan Terhadap Pelayanan Di Instalasi Farmasi Rumah Sakit Bhayangkara Manado. Pharmacon Jurnal Ilmiah Farmasi UNSRAT Vol.9 no.1, ISSN 2302 - 2494.
- Lolo, W. A. (2020). Farmasi Komunitas. Klaten: Lakeisha.
- Novaryanti et al, S. (2018). Tingkat Kepuasan Pasien Terhadap Pelayanan Kefarmasian di RSUD Dr. Murjani Sampit. Borneo Jurnal Of Pharmacy, Volume I Issue, 22-26.
- Noviani, L. (2020). Kumpulan Standar Prosedur Dalam Pelayanan Kefarmasian. Jakarta: Universitas Atma Jaya.
- Permenkes. (2014). Peraturan Menteri Kesehatan Nomor 56 tahun 2014 tentang Klasifikasi dan Perizinan Rumah Sakit. Jakarta: Kemenkes RI.
- Etc

## SYNERGISM TEST OF DATES (PHOENIX DACTYLIFERA L.) AND RAW TEMPEH ON ANTIOXIDANT ACTIVITY

Aynna Sufana Rani<sup>1\*</sup>, Intan Kurnia Putri<sup>2</sup>

1. Student, Department of Pharmacy, STIKes Mitra Keluarga, Jl. Pengasinan Rawa Semut, Margahayu–Bekasi, Indonesia, Corresponding author: [aynnar72@gmail.com](mailto:aynnar72@gmail.com)
2. Lecturer, Department of Pharmacy, STIKes Mitra Keluarga, Jl. Pengasinan Rawa Semut, Margahayu–Bekasi, Indonesia.

### Abstract

Dates and tempeh are foods that both contain antioxidant compounds. Phenolic compounds such as flavonoids and isoflavones are known to be found in dates and tempeh. This study was conducted to see how much antioxidant activity contained in dates and tempeh and how the effect of dates and tempeh consumed simultaneously on the increase in total antioxidant activity. The test was carried out using the DPPH method with the results of antioxidant activity expressed in % inhibition, which was 24.52% for date extract and 39.99% for tempeh extract. The synergism test of antioxidant activity showed that dates and tempeh with a ratio of 50:50 obtained a percent inhibition value of 32.97%. Statistical test of simple linear regression analysis showed that there was an effect of increasing total antioxidant activity on dates and tempeh which were consumed together.

Keywords: antioxidant activity, dates, DPPH, synergistic effect, tempeh

### References

- Abdillah, M., Nazilah, N. R. K., & Agustina, E. (2017). Identifikasi Senyawa Aktif Dalam Ekstrak Metanol Daging Buah Kurma Jenis Ajwa ( *Phoenix dactylifera* L .) Dosen / Program Studi Biologi UIN Sunan Ampel Abdillah et al , Identifikasi Senyawa Aktif Abdillah et al , Identifikasi Senyawa Aktif. April, 69–74.
- Barus, T., Titarsale, N. N., Mulyono, N., & Prasasty, V. D. (2019). Tempeh Antioxidant Activity using DPPH Method: Effects of Fermentation, Processing, and Microorganisms. *Journal of Food Engineering and Technology*, 8(2), 75–80. <https://doi.org/10.32732/jfet.2019.8.2.75>
- Istiani, Y. (2010). Ekstrak etanol tempe berbahan baku koro pedang (*Canavalia ensiformis*). *Jurnal Pasca Sarjana Universitas Sebelas Maret Surakarta*, 90.
- Kementrian Kesehatan Republik, I. (2017). *Farmakope Herbal Indonesia* (2nd ed.). Kementrian kesehatan RI.
- Lingga, L. (2012). *The Healing Power of Anti-oxidant*. Jakarta: Elex Media Komputindo.
- Mawaddah, N., & Fakhurrazi, R. (2018). Aktivitas Antibakteri Ekstrak Tempe Terhadap Bakteri *Staphylococcus aureus*. *Jimvet* E-ISSN : 2540-9492, 2(3), 230–241. <http://jim.unsyiah.ac.id/FKH/article/view/7765>
- Nafisah, U. (2019). Uji aktivitas antioksidan ekstrak etanol buah kurma (*Phoenix dactylifera* L.). *Jurnal Farmasindo*, 3(2), 1–4.
- Nazilah, N. R. K. (2019). Uji Aktivitas Antioksidan dan Skrining Potensi Antikanker Ekstrak Metanol Buah Kurma Ajwa (*Phoenix dactylifera*). 65.
- Etc.

## THE POTENCY OF BINAHONG LEAVES ETHANOLIC EXTRACT (ANREDERA CORDIFOLIA) AS INHIBITOR OF STAPHYLOCOCCUS AUREUS

Mega Cahyani<sup>1\*</sup>, Reza Anindita<sup>2</sup>

1. Student, Department of Pharmacy, STIKes Mitra Keluarga, Jl. Pengasinan Rawa Semut, Margahayu, Bekasi, Indonesia, Corresponding author: [mcahyani34@gmail.com](mailto:mcahyani34@gmail.com)
2. Lecturer, Department of Pharmacy, STIKes Mitra Keluarga, Jl. Pengasinan Rawa Semut, Margahayu, Bekasi, Indonesia.

### Abstract

Infectious diseases is one of the main health problems in developed countries. One of the causes of infectious disease is *Staphylococcus aureus*. Treatment of diseases caused by bacterial infections using antibiotics causes of resistance. Bacterial resistance to antibiotics results in increased mortality, loss of state, and causing adverse side effects. Thus it is necessary to research natural materials containing antibacterial bioactive compounds as an effort to prevent infectious diseases caused by bacteria that are resistant to antibiotics. One of the plants that has the potential as inhibitor of *Staphylococcus aureus* is Binahong (*Anredera cordifolia*). The purpose of this study was to determine the difference in the mean inhibition zone of *Staphylococcus aureus* between the control group treated with Binahong leaf ethanolic extract (*Anredera cordifolia*) with grade concentrations of 20%, 40%, 60%, 80% and 100%. This research is a laboratory experimental study using the disk diffusion method (Kirby Bauer). The samples used in this study were pure isolates of *S.aureus*. The research design used was a completely randomized design with 7 treatments consisting of sterile aquades as negative control, chloramphenicol 30 µg as positive control and ethanol extract of binahong leaves with concentration of 20%, 40%, 60%, 80% and 100%. All treatment groups performed 3 replications. Binahong leaf ethanolic extract was obtained by maceration extraction using 70% ethanol as a solvent. The data obtained were analyzed with one way ANOVA test with a confidence level of 95% ( $\alpha = 0.05$ ). This study showed that there was a significant difference ( $p < 0.05$ ) in all treatment groups. Meanwhile, based on CLSI standards 2018, the administration of ethanol extract of binahong leaves for all concentrations (20%, 40%, 60%, 80% and 100%) still shows the category of resistance.

Keywords: Antibacterial, *Staphylococcus aureus*, Binahong (*Anredera cordifolia*), Kirby Bauer.

### Reference

- CLSI. (2016). Clinical and Laboratory Standards Institute: Performance Standards for Antimicrobial Susceptibility Testing Supplement M100S.
- Rimporok, S., Kepel, B. J., & Siagian, K. V. (2015). Uji Efektivitas Ekstrak Daun Binahong (*Anredera Cordifolia* Steenis) Terhadap Pertumbuhan *Streptococcus Mutans* Secara In Vitro. *Pharmacon*, 4(4).
- Sakti, D. S., Haresmita, P. P., Yuniarti, N., & Wahyuono, S. (2019). Phagocytosis Activity Of Binahong (*Anredera cordifolia* (Tenore.) Steenis) From Secang, Magelang, Central Java, Indonesia. *Journal of Pharmaceutical Sciences and Community*, 16(1), 7–13.
- Samirana, P.O., Swastini, D.A., et al. 2017. Penentuan Profil Kandungan Kimia Ekstrak Etanol Daun Binahong (*Anredera Scandens* (L.) Moq.). Universitas Udayana. Bali. ISSN 2301-7716
- Etc.



# NUTRITION

The 1st International Allied Health Student Conference (IAHSC) 2021  
Indonesia, September 14-15 2021

## **YOGHURT DRINKS FORMULATION WITH THE EXTRACT OF AVOCADO SEEDS (*Persea Americana* Mill) AS A FUNCIONAL DRINK SOURCE OF ANTIOXIDANTS**

Christy Permata Putri<sup>1\*</sup>, Afrinia Eka Sari<sup>2</sup>

1. Student, Department of Nutrition, STIKes Mitra Keluarga, Jl. Pengasinan Rawa Semut, Margahayu – Bekasi, Indonesia, Corresponding author: [christypermata28@gmail.com](mailto:christypermata28@gmail.com)
2. Lecturer, Department of Nutrition, STIKes Mitra Keluarga, Jl. Pengasinan Rawa Semut, Margahayu – Bekasi, Indonesia.

### **Abstract**

Yogurt is a semi-solid product produced through a fermentation process of milk using lactic acid bacteria. Avocado seeds have essential components and a high percentage of antioxidant activity to be used as a source of natural antioxidants. This study aims to determine differences in sensory characteristics, public acceptance, and antioxidant activity content of yogurt products using avocado seed extract. The design of this study used experimental research with a completely randomized design (CRD) consisting of 3 treatments, namely: Formula 1 (10% avocado seed extract), Formula 2 (20% avocado seed extract), and Formula 3 (30% avocado seed extract). Statistical tests using Kruskal Wallis analysis for organoleptic tests exhibited significant differences of color, aroma, and texture (p-value <0.05). The highest hedonic test results are found in Formula 1, with a total percentage of 80.15. Formula 2 test results show the strongest antioxidant activity at 97.46 ppm. Formula 1 results also show the highest viscosity test of 422.6 cP. The lowest pH test results were found in Formula 3 is 4.7. In conclusion, this study shows that the public can accept yogurt with avocado seed extract. The more addition of avocado seed extract can affect the antioxidant activity and yogurt's viscosity.

Keywords: Antioxidant Activity, Avocado Seeds, Viscosity, Yogurt

### **References**

- Agata, Hapriani. 2018. Uji Organoleptik dan Total Asam Titrasi Yoghurt Susu Biji Nangka (*Artocarpus heterophyllus*) dengan Penambahan Sari Buah Stroberi (*Fragaria sp.*). Universitas Sanata Dharma.
- Benget, Vivekananda. 2016. Uji Aktivitas Antibakteri Ekstrak Biji Alpukat (*Persea americana* Mill.) terhadap *Bacillus cereus* dan *Vibrio cholera* dengan Variasi Pengekstrak. Yogyakarta : Universitas Atma Jaya.
- Harjiyanti, M. D. 2014. Total Asam, Viskositas, dan Kesukaan pada Yoghurt Drink dengan Sari Buah Mangga (*Mangifera indica*) sebagai Perisa Alami. Jurnal Aplikasi Teknologi Pangan Vol. 2 No. 2
- Hidayat, dkk. 2006. Mikrobiologi Industri. Yogyakarta: C.V Andi Offset.
- Malangngia, Liberty P.; Sangia, Meiske S.; Paendonga, Jessy J. E. 2012. Penentuan Kandungan Tanin dan Uji Aktivitas Antioksidan Ekstrak Biji Buah Alpukat (*Persea americana* Mill.). Published by FMIPA UNSRAT. Manado.
- Mustopa, Hasti L. 2015. Uji Potensi Antioksidan Ekstrak Etanol Biji Alpukat (*Persea Americana* Mill.) Dan Pengembangan Formulasi Krim Antioksidannya. Poltekkes Jurusan Farmasi Bandung.
- Etc.

## THE RELATIONSHIP BETWEEN THE APPLICATION OF THE GLUTEN FREE CASEIN FREE DIET AND THE PHYSICAL ACTIVITY OF CHILDREN WITH AUTISM SPECTRUM DISORDER

Salma Faradhilla<sup>1</sup>, Noerfitri<sup>2</sup>

1. Student, Department of Nutrition, STIKes Mitra Keluarga, Jl. Pengasinan Rawa Semut, Margahayu – Bekasi, Indonesia, Corresponding author : [salma.faradhilla@gmail.com](mailto:salma.faradhilla@gmail.com)
2. Lecturer, Department of Nutrition, STIKes Mitra Keluarga, Jl. Pengasinan Rawa Semut, Margahayu – Bekasi, Indonesia.

### Abstract

One way to improve autism symptoms is to apply a gluten and casein-free diet therapy. The application of this diet can also have an impact on physical activity in autistic children. This study aims to determine the relationship between the application of the gluten free casein free diet with the physical activity of children with autism. This research is a quantitative study using a cross sectional design. The number of samples studied were 86 children with autism at the Rumah Autis and Talenta Center School, which were selected by consecutive sampling method. The data were collected using the Food Frequency Questionnaire, Motoric Development of Children with Autism, and analyzed using the Chi-square test. The analysis results showed a p-value of 0.001 ( $P < 0,05$ ) ; OR 4,943 (1,966 – 12,427) for each variable, namely the application of a diet with physical activity of children with autism. The conclusion of this study is that there is a relationship between the application of the gluten free casein free diet with physical activity in children with autism, then the odds value is 4,943, which means that children who do not apply the diet are more likely to do 4 times less physical activity than children who apply the gluten free casein free diet.

Keywords : Autism, FFQ, GFCF Diet, Physical Activity

### References

- Aditya, Muhammad. & Sofyan M. 2016. Hubungan antara Diet Gluten Free Casein Free (GFCF) dengan Asupan Makanan dan Aktivitas Fisik Anak Autis di SLB Insan Madani dan Pusat Layanan Autis Kota Metro. Universitas Lampung. Lampung
- American Psychiatric Association. 2013. Gangguan Spektrum Autisme Manual Diagnostik dan Statistik Gangguan Mental, Edisi Kelima (DSM-5) . Arlington, VA from American Psychiatric Publishing. hlm. 50–59.
- Andyca, F. 2012. Faktor Yang Berhubungan Dengan Status Gizi Pada Anak Autis Di Tiga Rumah Autis (Bekasi, Tanjung Priuk, Depok) Dan Klinik Tumbuh Kembang Kredibel. Skripsi. Fakultas Kesehatan Masyarakat Universitas Indonesia, Depok.
- Apriani, Z. 2016. Pengaruh Diet Gluten Free dan Casein Free Terhadap Perilaku Anak Autis di Makassar. Fakultas Kedokteran Universitas Hasanuddin, Makassar
- Atmika, Ida Ayu Chintya. 2020. Hubungan Penerapan Diet Gluten Free Casein Free dengan Perkembangan Motorik dan Status Gizi Anak Autis Di Pusat Layanan Autis Kota Denpasar. Poltekkes Denpasar, Denpasar.
- Etc.



## DEKAZI GAMES AS INTERACTIVE NUTRITION EDUCATION MEDIA FOR SCHOOL-AGE CHILDREN IN ERA 4.0

Sarah Alfiah<sup>1</sup>, Bella Arinda Putri<sup>1</sup>, Friesca Ayudya Aryanti<sup>1</sup>, Rayhan Adam Savero<sup>2</sup>, Vivi Yudha Nigrum<sup>3</sup>,  
Nunung Cipta Dainy<sup>4\*</sup>

1. Student, Nutrition Study Program, Faculty of Medicine and Health, Universitas Muhammadiyah Jakarta, Jl. Cempaka Putih Tengah 27 Jakarta Pusat, 10510, Indonesia
2. Student, Informatics Engineering Study Program, Faculty of Engineering, Universitas Muhammadiyah Jakarta, Jl. Cempaka Putih Tengah 27 Jakarta Pusat, 10510, Indonesia
3. Student, Midwifery Studi Program, Faculty of Medicine and Health, Universitas Muhammadiyah Jakarta, Jl. Cempaka Putih Tengah 27 Jakarta Pusat, 10510, Indonesia
4. Lecturer, Nutrition Study Program, Faculty of Medicine and Health, Universitas Muhammadiyah Jakarta, Jl. Cempaka Putih Tengah 27 Jakarta Pusat, 10510, Indonesia, Corresponding author:

[nciptadainy@umj.ac.id](mailto:nciptadainy@umj.ac.id)

### Abstract

Nutritional problems in the life cycle are commonly referred to as the "Vicious Circle" because the process contains the phases of the health situation of life, which has a chain of interrelated dietary issues with all stages of life. One of the decisive phases in overcoming nutritional problems is the school-age phase. Nutrition education using learning methods in the 4.0 era. It can be one of the efforts to improve the health and nutrition of school children related to the life cycle. This community service activity is to increase the nutritional knowledge of schoolchildren with educational media for life cycle games (DEKAZI Games). The action was carried out at SIT SD Plus Bina Bangsa Sejahtera Bogor City online in August 2021. Implementing this activity consisted of three stages: identifying nutritional problems, making website games, and program implementation. Evaluate the effectiveness of educational media using a pre-post test. The post-test conducting after students were allowed to play games for three days. *The results obtained an average increase in knowledge of 18%, from 69% of students who answered correctly during the pre-test to 84% of students who answered correctly during the post-test.* Therefore, the community can use these games to increase knowledge about nutrition in the life cycle, especially school-age children.

Keywords: education, games, nutrition in the life cycle, nutritional status, school children

### Reference

- Agata, Amelia. 2015. "Analisis Pengaruh Komunikasi Internal, Kepemimpinan, Dan Pelatihan Terhadap Kinerja Karyawan (Studi Kasus Pada Karyawan Produksi PT. Temprina Media Grafika Jawa Pos Group Cabang Semarang)". *Skripsi*. Semarang: Universitas Diponegoro Semarang.
- Budiman & Riyanto A. 2013. Kapita Selekta Kuisisioner Pengetahuan dan Sikap Dalam Penelitian Kesehatan. Jakarta : Salemba Medika pp 66-69.
- Kementerian Kesehatan Republik Indonesia. 2020. Gizi saat Remaja Tentukan Kualitas Keturunan. Dikutip dari artikel <https://www.kemkes.go.id/article/view/20012600004/gizi-saat-remaja-tentukan-kualitas-keturunan.html>

Etc.

The 1st International Allied Health Student Conference (IAHSC) 2021  
Indonesia, September 14-15 2021

## KNOWLEDGE ON SOFT DRINKS, MASS MEDIA AND THE PEERS ROLE AND ITS RELATIONSHIP WITH THE HABITUAL CONSUMPTION OF SOFT DRINKS AMONG HIGH SCHOOL STUDENTS IN BEKASI

Widya Merdika Liani<sup>1</sup>, Guntari Prasetya<sup>2</sup>

1. Student, Nutrition Study Program, STIKes Mitra Keluarga, Jl. Pengasinan Rawa Semut, Margahayu, Bekasi, Indonesia
2. Lecturer, Nutrition Study Program, STIKes Mitra Keluarga, Jl. Pengasinan Rawa Semut, Margahayu – Bekasi, Indonesia, Corresponding author: [guntari.prasetya@stikesmitrakeluarga.ac.id](mailto:guntari.prasetya@stikesmitrakeluarga.ac.id)

### Abstract

Soft drinks are carbonated drinks with added sweeteners or flavorings. Based on sweeteners used, soft drink are divided into sugar-sweetened and non-sugar soft drink that use artificial sweeteners. In the global beverage market, the consumption of soft drink reached to 226 trillion liters in 2015. This study aims to analyze the relationship between knowledge about soft drinks, mass media, and peers with the habit of consuming soft drinks among students in Bekasi. This research is a quantitative study with a cross sectional design. The number of samples was 140 high school students from SMA KORPRI Bekasi, who were selected by the simple random sampling method. Collecting data using available questionnaires, 24-hour Food Recall, and analyzed using the Chi Square test. The results of the analysis showed the p-value for each variable, namely knowledge about soft drinks with soft drink consumption habits,  $p\text{-value} > 0.05$ , the influence of mass media with soft drink consumption habits  $p\text{-value} > 0.05$ , the influence of peers with soft drink consumption habits.  $p\text{-value} > 0.05$ , the conclusion of this study is that there is no relationship between knowledge about soft drinks, mass media, and peers with the habit of consuming soft drinks among students of SMA KORPRI Bekasi.

Keywords: Consumption of Soft Drink, Knowledge, Mass Media, Peers.

### Reference

- Adriani, M. dan Wirjatmadi, B. 2012. Peranan Gizi dalam Siklus Kehidupan. Jakarta: Kencana Prenada Media Group
- Barrio-Lopez, M. T., et al. 2013. Prospective study of changes in sugar-sweetened beverage consumption and the incidence of the metabolic syndrome and its components: the SUN cohort. The British Journal of Nutrition. 110(9):1722-1731.
- British Soft Drink Association. 2012. Ingredients of Soft Drink. BSDA UK Soft Drink Report. Donazar-Ezcurra, M., et al. 2018. M. Soft drink consumption and gestational diabetes risk in the SUN project. Clin. Nutr. 37, 638–645.
- Global Nutrition Report. 2015. Child malnutrition in the 21st century. Tim Lobstein: World Obesity Federation.
- Martin-Calvo, N., et al. 2014. Sugar-sweetened carbonated beverage consumption and childhood/adolescent obesity: a case-control study. Public Health Nutrition, 17(10), 2185–2193
- Muthmainnah. 2012. Faktor-faktor yang mempengaruhi konsumsi minuman ringan berkarbonasi pada mahasiswa program studi administrasi bisnis PNJ 2009. Skripsi. Fakultas Ilmu Keperawatan. Universitas Indonesia. Depok.
- Etc.

## RELATIONSHIP BETWEEN KNOWLEDGE AND CONSUMPTION OF IRON-CONTAINING FOODS WITH LEARNING ACHIEVEMENT OF SCHOOL GOING ADOLESCENT GIRL IN BEKASI

Suci Putri Rahmadanti<sup>1</sup>, Guntari Prasetya<sup>2\*</sup>

1. Student, Nutrition Study Program, STIKes Mitra Keluarga, JL. Pengasinan Rawa Semut, Margahayu – Bekasi, Indonesia.
2. Lecturer, Nutrition Study Program, STIKes Mitra Keluarga, JL. Pengasinan Rawa Semut, Margahayu – Bekasi, Indonesia, Corresponding author: [guntari.prasetya@stikesmitrakeluarga.ac.id](mailto:guntari.prasetya@stikesmitrakeluarga.ac.id)

### Abstract

Learning achievement is a measure of a student's ability after carrying out learning activities for a certain period of time. Learning achievement is influenced by several factors such as infection, food intake and knowledge. Lack of iron in the body will cause iron deficiency anemia. Low iron intake and knowledge will have a negative impact on learning achievement. This study aims to relationship between knowledge and consumption of iron-containing foods with learning achievement of school going adolescent girl in Bekasi. This research is a descriptive observational study using a cross sectional design. The sampling technique used simple random sampling with a sample size of 75 respondents from SMA KORPRI Bekasi. Data analysis in this study used the statistical test Fisher Exact. This research was conducted in October 2020 - January 2021. The results of this study showed that 64.0% knowledge of iron, 52.0% consumption of iron-containing foods, and 80% learning achievement. The conclusion of this study is that there is no significant relationship between knowledge of iron on learning achievement ( $p = 0.927$ ) and there is no significant relationship between consumption of iron-containing foods on learning achievement ( $p = 0.121$ ).

Keywords: Adolescent girl, food consumption, iron source foods, knowledge of iron, learning achievement.

### Reference

- Adriani, M dan Wirjatmadi, B.2013. Peranan Gizi Dalam Siklus Kehidupan. Jakarta: Kencana Prenada Media Group.
- Agustina, Putri Permatasari. 2019. Hubungan Pengetahuan dan Penerapan Pesan Gizi Seimbang Pada Remaja dalam Pencegahan Anemia Gizi Besi. Jurnal Ilmu Kesehatan Universitas Pembangunan Nasional Veteran Jakarta. Edisi 1. Februari 2019; Vol.11 Hal 1-9 ISSN2085-4366.
- Akib A., & Sumarni, S. 2017. Kebiasaan Makan Remaja Putri yang Berhubungan dengan Anemia: Kajian Positive Deviance. Amerta Nutrition, 1(2), 105-116.
- Astiandani, Ari. 2015. Hubungan Kejadian Anemia dengan Prestasi Belajar Matematika Pada Remaja Putri Kelas 11 di SMAN 1 Sedayu. Jurnal Program Studi Bidan Pendidik Jenjang D IV Sekolah Tinggi Ilmu Kesehatan Aisyiyah Yogyakarta.
- Aulia Farra. 2012. Hubungan Gizi dengan Prestasi Belajar Siswa Kelas XII SMK Negeri 1 Watang Pulu Kabupaten Sindenreng Rappang. Skripsi. Fakultas Ilmu Kesehatan UIN Alauddin Makassar.
- Briawan, D. 2014. Anemia Masalah Gizi Pada Remaja Wanita. Jakarta: EGC.
- Indriani, Dwi. 2013. Hubungan Pengetahuan Gizi dan Kebiasaan Sarapan Pagi dengan Prestasi Belajar Siswa di SMA Darul Ilmi Murni MEDAN. Skripsi. Medan: Fakultas Kedokteran, Universitas Sumatera Utara.



## THE CORRELATION BETWEEN FAT INTAKE AND STRESS LEVEL TOWARDS MENSTRUAL CYCLE ON FEMALE STUDENTS AT SMAN 107 JAKARTA

Juliana Sri Rezeki Sinaga<sup>1</sup>. Arindah Nur Sartika<sup>2</sup>

1. Student, Department of Nutrition, STIKes Mitra Keluarga, Jl. Pengasinan Rawa Semut, Margahayu – Bekasi, Indonesia, Corresponding author : [julianasrisinaga@gmail.com](mailto:julianasrisinaga@gmail.com)
2. Lecturer, Department of Nutrition, STIKes Mitra Keluarga, Jl. Pengasinan Rawa Semut, Margahayu – Bekasi, Indonesia.

### Abstract

Menstruation is a physiologic maturation process in adolescents, which is a normal bleeding on uterus. Regular menstrual cycle might occur every 21 to 35 days. Menstrual cycle affected by several factors, including fat intake and stress levels. This study aims to determine the correlation between fat intake and stress levels with menstrual cycle in students of Vocational High School 107 Jakarta. This study used quantitative cross sectional approach. Samples are selected using simple random sampling technique. The samples are students in Vocational High School 107 Jakarta with 77 amount of respondents aged 16-18 years old. Data collection used Semi-Quantitative Food Frequency and DASS 21. Based on chi-square statistical test, the result obtained p-value = 0,01 ( $p < 0,05$ ) with OR (95% CI) is 3,409 for correlation between fat intake and menstrual cycle. Also, p-value = 0,008, with OR (95% CI) 3,738 for correlation between stress levels and menstrual cycle. The conclusion of this study, there is significant correlation between fat intake and stress levels with menstrual cycle in students of Vocational High School 107 Jakarta. According to the results, there is solution to reduce menstrual cycle problem through conducting promotion about balanced diet and mental health.

Keywords: Fat Intake, Stress Levels, Menstrual Cycle, Adolescen

### Reference

- Ayu, D., & K, S. S. 2017. Hubungan Pola Makan (Jumlah, Jenis, dan Frekuensi) Status Gizi (Antropometri dan Survei Konsumsi) dengan Keteraturan Haid pada Remaja Putri di SMA Negeri 51 Jakarta Timur Tahun 2015. *Jurnal Ilmiah Kesehatan*, 9(1), 83–92.
- Diananda, A. 2019. Psikologi Remaja Dan Permasalahannya. *Journal ISTIGHNA*, 1(1), 116–133.
- Fauziah, L. F., Hanim, D., & Pamungkasari, E. P. 2019. Asupan Gizi Makro dan Durasi Tidur pada Remaja Usia 16-18 Tahun dan Hubungannya terhadap Lama Menstruasi. *Media Kesehatan Masyarakat Indonesia*, 15(1), 35.
- Hidayah, N., Rahfiludin, M., & Aruben, R. 2016. Hubungan Status Gizi, Asupan Zat Gizi Dan Aktivitas Fisik Dengan Siklus Menstruasi Remaja Putri Pondok Pesantren Salafiyah Kauman Kabupaten Pemalang Tahun 2016. *Jurnal Kesehatan Masyarakat (e-Journal)*, 4(4), 537–444
- Hidayatul, M., Supriyadi, S., & Universitas Muhammadiyah Purwokerto. 2020. Tingkat Stres Dan Aktivitas Fisik Berhubungan Dengan Siklus Menstruasi. *Sekolah Tinggi Ilmu Kesehatan Kendal*, 12(501–512), 12.
- Islamy, A., & Farida, F. 2019. Faktor-Faktor Yang Mempengaruhi Siklus Menstruasi Pada Remaja Putri Tingkat III. *Jurnal Keperawatan Jiwa*, 7(1), 13.
- Etc.

## THE RELATIONSHIP BETWEEN STRESS LEVELS AND THE RISK OF EATING DISORDERS WITH EATING BEHAVIOR AMONG ADOLESCENTS AT SMA ISLAM PB SOEDIRMAN BEKASI DURING THE COVID-19 PANDEMIC

Vebyana Aulia<sup>1\*</sup>, Arindah Nur Sartika<sup>2</sup>

1. Student, Department of Nutrition, STIKes Mitra Keluarga, Jl. Pengasinan Rawa Semut, Margahayu – Bekasi, Indonesia, Corresponding author: [vebyanaulia@gmail.com](mailto:vebyanaulia@gmail.com)
2. Lecturer, Department of Nutrition, STIKes Mitra Keluarga, Jl. Pengasinan Rawa Semut, Margahayu – Bekasi, Indonesia.

### Abstract

In times of stress, a person tends to choose foods in large quantities or in small amounts not even eating at all which will make eating behaviors tend to be emotional. Improper eating behavior can occur because teenagers are at risk of eating disorders. This study was conducted to analyze the relationship between stress levels and the risk of eating disorders with eating behavior among adolescents at SMA Islam PB Soedirman Bekasi during the Covid-19 pandemic. This research used cross sectional design. Sampling using consecutive sampling techniques with a total of 130 respondents. The population studied was active students of SMA Islam PB Soedirman Bekasi aged 15-17 years. Based on the results of the statistical test chi-square, obtained p-value = 0.002 ( $p < 0.05$ ) with an OR value (95% CI) = 3.469 for the relationship between stress levels and eating behavior and obtained p-value = 0.004 ( $p < 0.05$ ) with OR value (95% CI) = 3.013 for the relationship between the risk of eating disorders and eating behavior. In conclusion, there is a significant relationship between the level of stress and the risk of eating disorders with eating behavior among adolescents at SMA Islam PB Soedirman Bekasi during the Covid-19 pandemic.

Keywords: eating behavior, risk of eating disorders, stress level

### Reference

- Ananda, S. S. D. & Apsari, N. C., 2020. Mengatasi Stress Pada Remaja Saat Pandemi COVID-19 dengan Teknik Self Talk. Prosiding Penelitian & Pengabdian Kepada Masyarakat. 248-256.
- Ardella, K. B., 2020. Risiko Kesehatan Akibat Perubahan Pola Makan dan Tingkat Aktivitas Fisik Selama Pandemi Covid-19. Jurnal Medika Utama, Volume 02, No 01.
- Choi, J., 2020. Impact of Stress Levels on Eating Behaviors among College Students. Nutrients, Volume 12, No. 1241.
- Fassah, D. R. & Retnowati, S., 2014. Hubungan Antara Emotional Distress dengan Perilaku Makan Tidak Sehat pada Mahasiswa Baru. Jurnal Psikologi, Volume 10, Nomor 1.
- Hong, F. et al., 2018. Child Abuse & Neglect Childhood Maltreatment and Perceived Stress in Young Adults: The Role of Emotion Regulation Strategies, SelfEfficacy, and Resilience. Child Abuse & Neglect, pp. 86, 136-146.
- Khotibuddin, M., 2017. Hubungan Depresi dan Perilaku Makan terhadap Berat Badan Lebih Mahasiswa Kedokteran. Mutiara Medika, Volume 17, No. 1. 42-50.
- Etc.

## EFFECT OF ORAL NUTRITION SUPPLEMENT CONTAINING TAPIOCA RESISTANT MALTODEXTRIN ON SATIETY, HUNGER AND APPETITE IN HEALTHY ADULTS

Junaida Astina<sup>1</sup>, Weeraya Saphyakajorn<sup>1</sup>, Suwimol Sapwarabol<sup>2\*</sup>

1. Graduate Program in Food and Nutrition, Department of Nutrition and Dietetics, Faculty of Allied Health Sciences, Chulalongkorn University, Bangkok, Thailand
2. The Medical Food Research Group, Department of Nutrition and Dietetics, Faculty of Allied Health Sciences, Chulalongkorn University, Bangkok, Thailand, Corresponding author: [Suwimol.sa@chula.ac.th](mailto:Suwimol.sa@chula.ac.th)

### Abstract

Tapioca resistant maltodextrin (RMD) is non-viscous dietary fiber which can be incorporated into healthy food product, including oral nutritional supplement (ONS). The effect of dietary fiber on appetite depends on the type and amount of dietary fiber used. This study aimed to evaluate the effect of ONS containing RMD on subjective appetite in healthy adults. In a randomized cross-over controlled trial, 17 healthy participants were randomized into three groups: control (containing tapioca maltodextrin (TM) 18g), RMD15 (containing TM 15.3g and RMD 2.7g), and RMD30 (containing TM 12.6g and RMD 5.4g). Subjective appetite were evaluated by using visual analogue scale observed at 0, 30, 60, 120, and 180 mins after ONS consumption. Hunger ratings were insignificantly different between ONS (AUC hunger of control, RMD15, and RMD30 were 7551.56±799.63, 7211.25±771.04, 7082.81±733.22 mm x min, p=0.811). No significant different on satiety ratings between ONS (AUC satiety of control, RMD15, and RMD30 were 9802.50±879.44, 9000.00±835.73, and 9581.25±736.87 mm x min, p=0.519). Prospective food consumption ratings were similar between ONS (AUC prospective food consumption of original, RMD15, and RMD30 were 8663.44±663.46, 8591.25±897.40, and 7715.63±798.20 mm x min, p=0.206). Desire to eat rating were insignificantly different between ONS (AUC desire to eat of original, RMD15, and RMD30 were 8355.94±735.28, 8390.63±901.95, and 8256.56±685.03 mm x min, p= 0.979). Incorporation of RMD into ONS did not significantly affect the subjective appetite in healthy participants when observed postprandially within 180 min.

Keywords: hunger, oral nutritional supplement, satiety, subjective appetite, tapioca maltodextrin, tapioca resistant maltodextrin

### Reference

- Astina J, Sapwarabol S. 2020. Attenuation of glycaemic and insulin responses following tapioca resistant maltodextrin consumption in healthy subjects: a randomised cross-over controlled trial. *J Nutr Sci* 9
- Baer DJ, Stote KS, Henderson T, et al. 2014. The Metabolizable Energy of Dietary Resistant Maltodextrin Is Variable and Alters Fecal Microbiota Composition in Adult Men-3. *J Nutr* 144(7):1023-1029
- Blundell J, De Graaf C, Hulshof T, et al. 2010. Appetite control: methodological aspects of the evaluation of foods. *Obes Rev* 11(3):251-270
- Canfora EE, Jocken JW, Blaak EE. 2015. Short-chain fatty acids in control of body weight and insulin sensitivity. *Nat Rev Endocrinol* 11(10):577-591
- Continence Foundation of Australia. 2020. Bristol Stool Chart. (on-line). <https://www.continence.org.au/bristol-stool-chart>. Accessed 24 April 2021.

Etc.

The 1st International Allied Health Student Conference (IAHSC) 2021  
Indonesia, September 14-15 2021



## RELATIONSHIP BETWEEN KNOWLEDGE, NUTRITIONAL ADEQUACY LEVEL, TEA DRINKING HABITS AND NUTRITIONAL STATUS WITH ANEMIA AMONG ADOLESCENT GIRLS IN SMK PRAMATA MULYA KARAWANG

Wapany Amanda Pian,<sup>1,\*</sup> Debby Endayani Safitri,<sup>2</sup> and Devieka Rhama Dhanny,<sup>2</sup>

1. Student, Department of Nutrition, Universitas Muhammadiyah Prof. DR. HAMKA, Jl. Limau II, Kebayoran Baru – Jakarta Selatan, Indonesia, Corresponding author: [amandawapany@gmail.com](mailto:amandawapany@gmail.com)
2. Lecturer, Department of Nutrition, Universitas Muhammadiyah Prof. DR. HAMKA, Jl. Limau II, Kebayoran Baru – Jakarta Selatan, Indonesia

### Abstract

Adolescent is a nation's future asset that is prone to nutritional problems like anemia. Anemia is condition when the hemoglobin level is below normal limits. Currently, anemia among adolescent is still a health problem both globally and in Indonesia. Anemia has a negative impact on adolescent, including reducing concentration in learning, work productivity and disrupting the body's defense system. The prevalence of anemia among adolescent in Karawang, especially at SMK Pratama Mulya Karawang is still quite high (53,3%), so it is necessary to do further research on the factors that influence of anemia among adolescent girls. This study aims to determine the relationship between knowledge, nutritional adequacy level, tea drinking habits, and nutritional status with incidence of anemia among adolescent girls in SMK Pratama Mulya Karawang. This study use a quantitative observational research with a cross sectional design. The minimum sample in this study was 130 people. Anemia data was collected using biochemical measurements of hemoglobin levels, knowledge data using a questionnaire, nutritional intake and tea drinking habits were carried out by interviewing using SQ-FFQ form, while nutritional status data was measured by anthropometric measurement. The result showed that there was a significant relationship between energy, protein, iron, and vitamin C adequacy level with the incidence of anemia among adolescent girls.

Keywords: Adolescent, anemia, nutritional adequacy level

### Reference

- Adiyani, K., Heriyani, F., & Rosida, L. 2018. Hubungan Status Gizi Dengan Kejadian Anemia Pada Remaja Putri Di Sma Pgri 4 Banjarmasin. *Homeostasis*, 1(1): 1–7.
- Agustina, E. E., & Fridayanti, W. 2017. Determinan Risiko Kejadian Anemia pada Remaja Putri berdasarkan Jenjang Pendidikan di Kabupaten Kebumen. *Jurnal Ilmiah Kebidanan*, 8(1): 57–70.
- Agustina, R., Nadiya, K., El Andini, A., Setianingsih, A. A., Sadariskar, A. A., Prafiyanti, E., Wirawan, F., Karyadi, E., & Raut, M. K. 2020. Associations of meal patterning, dietary quality and diversity with anemia and overweight-obesity among Indonesian schoolgoing adolescent girls in West Java. *PLoS ONE*, 15(4): 1–19. <https://doi.org/10.1371/journal.pone.0231519>
- Amalia, A., & Tjiptaningrum, A. 2016. Diagnosis dan Tatalaksana Anemia Defisiensi Besi Diagnosis and Management of Iron Deficiency Anemia. *Majority*, 5(5): 1–4.
- Chayu, A. I. D. 2019. Hubungan Asupan Vitamin C, Vitamin B12, Asam Folat dengan Kadar Hb Remaja Putri Kelas VIII di SMP Negeri 3 Lubuk Pakam. Politeknik Kesehatan Medan.
- Etc.

## SENSORY EVALUATION OF HIGH-PROTEIN ORAL NUTRITIONAL SUPPLEMENT FROM EGG ALBUMIN BASED

Weeraya Saphyakhajorn<sup>1</sup>, Chaleeda Borompichaichartkul<sup>2</sup>, Pichamon Namkiet<sup>3</sup>, Praporn Kijkuokool<sup>3</sup>, Navinda Fangmak<sup>3</sup>, Weerin Taothongchai<sup>3</sup>, Thanwarat Sriwilai<sup>3</sup>, Suwimol Sapwarobol<sup>4</sup>

4. Graduate Program in Food and Nutrition, Department of Nutrition and Dietetics, Faculty of Allied Health Sciences, Chulalongkorn University, Bangkok, Thailand
5. Department of Food Technology, Faculty of Sciences, Chulalongkorn University, Bangkok, Thailand
6. Undergraduate Program in Nutrition and Dietetics, Department of Nutrition and Dietetics, Faculty of Allied Health Sciences, Chulalongkorn University, Bangkok, Thailand
7. The Medical Food Research Group, Department of Nutrition and Dietetics, Faculty of Allied Health Sciences, Chulalongkorn University, Bangkok, Thailand, Corresponding author: [Suwimol.sa@chula.ac.th](mailto:Suwimol.sa@chula.ac.th)

### Abstract

Oral Nutritional Supplement (ONS) provides macronutrients and micronutrients for patients who have inadequate food intake, and those at risk of malnutrition. It has proven to be more nutritious, clinical, and has economic benefits in both a hospital and community setting than nutrition counselling alone. Therefore, appearance, taste, smell, consistency, viscosity, and aftertaste of ONS are significant characteristics. In this study, five flavours of high-protein egg albumin based ONS (Albu-ONS) were developed: vanilla, dark chocolate, matcha, sweet corn and truffle. This study aims to investigate the sensory evaluation and preference of those ONS flavours. Forty healthy volunteers were enrolled. Sensory evaluation was conducted by comparing developed Albu-ONS with high-protein milk based ONS (control) using a 9-point hedonic scale and a ranking test. Results demonstrated that all five Albu-ONS flavours were accepted with no statistically significant difference when compared with control. Matcha flavour had the highest score in all attributes (appearance, taste, smell, consistency, viscosity, aftertaste, and overall) compared to the other four flavours ( $p < 0.05$ ). The preference ranking for the flavours were vanilla, matcha, sweet corn, dark chocolate and truffle, but the difference of preference ranking score between vanilla and matcha was not statistically significant. In conclusion, all flavours of Albu-ONS were accepted with vanilla being the most preferred.

Keywords: egg albumin, oral nutrition supplement, sensory evaluation

### Reference

American Egg Board, 2019. ASSAYED EGG NUTRIENT VALUES. (On-line).

[https://www.aeb.org/images/PDFs/FoodManufacturers/AEB\\_AssayedEggNutrients.pdf](https://www.aeb.org/images/PDFs/FoodManufacturers/AEB_AssayedEggNutrients.pdf) Accessed 23 March 2021.

Darmon, P., Karsegard, V. L., Nardo, P., Dupertuis, Y. M., & Pichard, c. (2008). Oral nutritional supplements and taste preferences: 545 days of clinical testing in malnourished in-patients. *Clinical Nutrition* 27(4):660-665.

Meilgaard, M., Civille, G. V., and Carr, B. T. (1999). *Sensory Evaluation Techniques (3rd ed.)*. Boca Raton: CRC Press.

Etc.

## THE PROMISING BENEFITS OF NUTRIQUIZ VIA INSTAGRAM TO IMPROVE NUTRITION KNOWLEDGE AMONG INDONESIAN TEENAGERS

Wardina Humayrah\*, Dadi Hidayat Maskar

Lecturer, Nutrition Study Program, Food Technology and Health Faculty, Sahid University, Jl. Prof. Dr.

Soepomo, Tebet, Jakarta - Indonesia, \*Corresponding author: [wardina\\_humayrah@usahid.ac.id](mailto:wardina_humayrah@usahid.ac.id)

### Abstract

Teenagers play an important role as the key to the nation's golden generation but also vulnerable due to the low knowledge of balanced nutrition. Instagram was the most popular social media for teenager in Indonesia that had potential for nutrition education. This study aims to determine the effect of nutrition education intervention through Nutrition Quiz (Nutriquiz) via Instagram among teenagers aged 15-20 years old. Nutriquiz consisted of 2 stages and each stage consisted of pre- and post- quiz. The pre-test questions were given before the nutrition infographs content material was uploaded to Instagram while the post-test questions were given after. There were 69 participants who successfully participated in Nutriquiz. The results of the Paired Sample T-Test difference test showed that there was a significant difference with  $p < 0.05$  between the participants' scores at the time of pre- and post-quiz. The number of participants in the low category score decreased while in the good category increased. Both the average score of participants in the low and good category increased from pre- to post-quiz respectively by 46.4 to 50.2 and 83.8 to 89.1. Nutriquiz through Instagram had promising benefits for teenagers by increased the curiosity in collecting information that generated the learning process.

Keywords: Education, Instagram, Nutrition, Online, Teenager, Quiz

### Reference

- Cavallo DN, Tate DF, Ries AVm Brown JD, DeVellis RF, Ammer AS. 2012. A Social Media-Based Physical Activity Intervention A Randomized Controlled Trial. *Am J Prev Med* 2012;43(5):527–532. DOI: 10.1016/j.amepre.2012.07.019. American Journal of Preventive Medicine
- Chau M, Burgermaster M, Mamykina L. 2018. The use of social media in nutrition interventions for adolescents and young adults—A systematic review. *Int J Med Inform.* 2018 December ; 120: 77–91. doi:10.1016/j.ijmedinf.2018.10.001
- Efendi A. 2013 . Path's Guideline. Accessed: 5th of August 2018 from <http://informasikomputer.com/panduan-menggunakan-path/>
- Goh DHL, Ang RP, Chua AYK, dan Lee, CS. 2009. Why we share: a study of motivations for mobile media sharing. In Proceedings of the International Conference on Active Media Technology.
- [MoH RI] Ministry of Health Republic of Indonesia. 2018. Recognize the Nutritional Problems Threatening Indonesian Teenagers [article]. Published on Thursday, 15th May of 2018, accessed on 4th of August 2018 dari <http://www.depkes.go.id/article/view/18051600005/kenali-masalah-gizi-yang-ancam-remaja-indonesia.html>
- Khanza. 2014. The number of users reaches 300 million, Instagram beats Twitter. Accessed on 5th of August 2018 dari [www.indoberita.com/2014/12/7823/Jumlah-Pengguna-Capai-300-Juta-Instagram-Kalahkan-Twitter/](http://www.indoberita.com/2014/12/7823/Jumlah-Pengguna-Capai-300-Juta-Instagram-Kalahkan-Twitter/)

Etc.

The 1st International Allied Health Student Conference (IAHSC) 2021  
Indonesia, September 14-15 2021



## INTERACTIVE NUTRITION EDUCATION USING "KULIAH WHATSAPP (KULWAP)" FOR ADOLESCENT DURING PANDEMIC

Khoirul Anwar,<sup>1\*</sup> Adi Iskandar,<sup>2</sup> Ariela Primalova,<sup>2</sup> Akhsan Fikri Wiguna<sup>2</sup>, Bill Joses,<sup>2</sup> and Fifi Khoirunnisa<sup>2</sup>

1. Lecturer, Nutrition Study Program, Faculty of Food Technology and Health, SAHID university, Jl. Prof Dr Soepomo No. 84 – Jakarta, Indonesia, Corresponding author: [khoirulgizi2016@gmail.com](mailto:khoirulgizi2016@gmail.com)
2. Student, Nutrition Study Program, Faculty of Food Technology and Health, SAHID university, Jl. Prof Dr Soepomo No. 84 – Jakarta, Indonesia



### Abstract

Adolescence is a transitional phase from children to adults who at this age require important attention related to nutritional and health status because of they have a high risk of malnutrition (lack of and excess nutrition). Good nutritional knowledge about nutrition is also needed so that adolescents can prepare for the next phase, including how to prevent gestational diabetes during pregnancy. The purpose of this activity is to increase the knowledge of adolescent nutrition, especially how to prevent gestational diabetes. This activity was carried out online using the WhatsApp application with a total of 41 teenage participants. Nutrition knowledge data was carried out using the pre-posttest method given before and after the activity. The activity was carried out through several stages, namely: 1) collecting nutrition education materials, 2) making educational media (posters, audio, and video), 3) preparing scripts (chat, pictures, audio, and video), 4) implementing nutrition education, 5) pre-posttest data collection. Based on the results obtained, there was an increase in participants' knowledge before and after the educational activities were carried out. It can be concluded that online nutrition education activities can contribute to increasing adolescent nutritional knowledge.

Keywords: Adolescent, Gestational Diabetes, Nutritional Knowledge, Online, WhatsApp

### Reference

- Lestari, W. O. S. W., Syarif, S., Hidayanty, H., Aminuddin, A., & Ramadany, S. (2021). Nutrition education with android-based application media to increase knowledge, attitudes, and behaviors of pregnant women about chronic energy deficiency (KEK). *International Journal of Health & Medical Sciences*, 4(1), 15-22. <https://doi.org/10.31295/ijhms.v4n1.440>
- Ministry of Health. 2020. INFODATIN : Tetap Produktif, Cegah dan Atasi Diabetes Mellitus. Jakarta : Ministry of Health
- Perveen L, Raiz A, Khan UM. 2017. Assessing the influence of nutrition education among adolescent Girls (13-16years). *Adv Obes Weight Manag Control*. 2017;6(4):144–147
- Spear, B. A. (2002). Adolescent growth and development. *Journal of the ADA*, 102(3), S23- S29. Skyler et al. 2017. Differentiation of Diabetes by Pathophysiology, Natural History, and Prognosis. *Diabetes* 2017 Feb; 66(2): 241-255
- United Nations Children's Fund. 2021. Social and Behavioural Change Communication Strategy: Improving Adolescent Nutrition in Indonesia. UNICEF, Jakarta.
- World Health Organization. 2016. Global Report on Diabetes. Geneva, Switzerland



ISBN 978-623-98083-0-3



9 786239 808303

Mitra Press